



TM_EP(GA)_R32_3D INV_EU_NA_2402

ALL EASY PRO R32 3D INVERTER CONTROL

TECHNICAL MANUAL





Table of Contents

Page

Specifications	3
1. Model Reference.....	4
2. General Specifications.....	5
3. Dimensional Drawings	11
4. Centre of gravity.....	15
5. Air Velocity and Temperature Distributions	17
6. Electrical Wiring Diagrams	25
7. Refrigerant Cycle Diagrams	28
8. Capacity Tables	32
9. Noise Criterion Curves	53
10. Electrical Characteristics.....	58
Product Features	59
1. Operation Modes and Functions	61
2. Remote Controller Functions.....	67
Installation.....	73
Accessories	74
1. Installation Overview-Indoor Unit	76
2. Location selection	77
3. Indoor Unit Installation.....	78
4. Outdoor unit installation(Side Discharge Unit)	84
5. Refrigerant Pipe Installation.....	85
6. Vacuum Drying and Leakage Checking	87
7. Additional Refrigerant Charge.....	88
8. Electrical and Gas Leak Checks.....	88
9. Test Operation	89

Specifications

Contents

1.	Model Reference	4
2.	General Specifications	5
3.	Dimensional Drawings	11
4.	Centre of gravity	15
5.	Air Velocity and Temperature Distributions.....	17
6.	Electrical Wiring Diagrams	25
7.	Refrigerant Cycle Diagrams	28
8.	Capacity Tables.....	32
9.	Noise Criterion Curves	53
10.	Electrical Characteristics	58

1. Model Reference

Refer to the following table to determine the specific indoor and outdoor unit model number of your purchased equipment.

Indoor Unit Model	Outdoor Unit Model	Capacity (Btu/h)	Power Supply
MSEPBU-09HRFN8-QRD6GW	MOX330-09HFN8-QRD6GW(GA)	9k	1Phase, 220~240V~, 50Hz
	MOX230-09HFN8-QRD6GW		
MSEPBU-12HRFN8-QRD6GW	MOX330-12HFN8-QRD6GW(GA)	12k	
	MOX230-12HFN8-QRD6GW		
MSEPCU-18HRFN8-QRD0GW	MOX430-18HFN8-QRD0GW	18k	
	MOX301-18HFN8-QRD0GW		
MSEPDU-24HRFN8-QRD0GW	MOX430-24HFN8-QRD0GW	24k	

2. General Specifications

Indoor Model		MSEPBU-09HRFN8-QRD6GW	MSEPBU-12HRFN8-QRD6GW	
Outdoor Model		MOX330-09HFN8-QRD6GW(GA)	MOX330-12HFN8-QRD6GW(GA)	
Power supply	V- Ph-Hz	220~240-1-50	220~240-1-50	
Rated Power Input	W	2300	2300	
Rated Current	A	10.5	10.5	
Compressor	Model	KSN98D22UFZ	KSN98D22UFZ	
	Type	ROTARY	ROTARY	
	Brand	GMCC	GMCC	
	Capacity	W	3095	3095
	Input	W	790	790
	Rated current(RLA)	A	5.3	5.3
	Locked rotor Amp(LRA)	A	/	/
	Thermal protector		/	/
	Thermal protector position		NA	NA
	Capacitor	uF	/	/
Refrigerant oil/oil charge	ml	RB74A F/370	RB74A F/370	
Indoor fan motor	Model	ZKFP-20-8-6-7	ZKFP-20-8-6-7	
	Input	W	50.0	50.0
	Output	W	20	20
	Capacitor	uF	/	/
	Speed(Hi/Mi/Lo)	r/min	960/830/630	1000/850/700
Indoor coil	Number of rows		2	2
	Tube pitch(a)x row pitch(b)	mm	21x13.37	21x13.37
	Fin spacing	mm	1.3	1.3
	Fin type (code)		Hydrophilic aluminum	Hydrophilic aluminum
	Tube outside dia.and type	mm	Φ7,Inner groove tube	Φ7,Inner groove tube
	Coil length x height x width	mm	635x84x26.74+ 635x126x26.74+ 635x105x26.74	635x84x26.74+ 635x126x26.74+ 635x105x26.74
	Number of circuits		3	3
Indoor air flow (Hi/Mi/Lo)	m ³ /h	530/360/280	560/380/290	
Indoor sound pressure level (Hi/Mi/Lo)	dB(A)	37/32/21.5	40/33/22	
Indoor sound power level	dB(A)	58	59	
Indoor unit	Dimension(W*D*H)	mm	795x225x295	795x225x295
	Packing (W*D*H)	mm	870x370x305	870x370x305
	Net/Gross weight	Kg	10.2/13	10.2/13
Outdoor fan motor	Model	ZKFN-34-10-1	ZKFN-34-10-1	
	Input	W	99.6	99.6
	Output	W	34.0	34.0
	Capacitor	uF	/	/
	Speed	r/min	760/350	760/350

Outdoor coil	Number of rows		1	1
	Tube pitch(a)x row pitch(b)	mm	21x22	21x22
	Fin spacing	mm	1.3	1.3
	Fin type (code)		Hydrophilic aluminum	Hydrophilic aluminum
	Tube outside dia.and type	mm	Φ7,Inner groove tube	Φ7,Inner groove tube
	Coil length x height x width	mm	870x504x44	870x504x44
	Number of circuits		2	2
Outdoor air flow		m ³ /h	2200	2200
Outdoor sound pressure level		dB(A)	57	57.5
Outdoor sound power level		dB(A)	64	65
Outdoor unit	Dimension(W*D*H)	mm	805x330x554	805x330x554
	Packing (W*D*H)	mm	915x370x615	915x370x615
	Net/Gross weight	Kg	28.4/31	28.4/31
Refrigerant	Type		R32	R32
	GWP		675	675
	Charged quantity	Kg	0.69	0.69
Design pressure		MPa	4.3/1.7	4.3/1.7
Refrigerant piping	Liquid side/ Gas side	mm (inch)	Φ6.35/Φ9.52(1/4"/3/8")	Φ6.35/Φ9.52(1/4"/3/8")
	Max. refrigerant pipe length	m	25	25
	Max. difference in level	m	10	10
Connection wiring			1.5x5Core	1.5x5Core
Plug type			1.5x3/no-plug	1.5x3/no-plug
Thermostat type			Remote Control	Remote Control
Operation temperature			16-30	16-30
Ambient temperature	Indoor(cooling/ heating)	°C	16-32/0-30	16-32/0-30
	Outdoor(cooling/heating)	°C	-15-50/-25-24	-15-50/-25-24
Qty'per 20' /40' /40'HQ			94/190/220	94/190/220

Notes:

1) Capacities are based on the following conditions:

Cooling(T1): - Indoor Temperature 27°C(80.6°F) DB /19 °C(66.2°F) WB

-Outdoor Temperature 35 °C(95°F) DB /24 °C(75.2°F) WB

-Interconnecting Piping Length 5m

- Level Difference of Zero.

Heating: - Indoor Temperature 20°C(68°F) DB / 15°C(59°F) WB

-Outdoor Temperature 7°C(44.6°F) DB / 6°C(42.8°F) WB

- Interconnecting Piping Length 5 m

- Level Difference of Zero.

2) Capacities are Net Capacities.

3) Due to our policy of innovation some specifications may be changed without notification.

Indoor Model		MSEPCU-18HRFN8-QRD0GW	MSEPDU-24HRFN8-QRD0GW	
Outdoor Model		MOX430-18HFN8-QRD0GW	MOX430-24HFN8-QRD0GW	
Power supply	V- Ph-Hz	220~240-1-50	220~240-1-50	
Rated Power Input	W	2800	3700	
Rated Current	A	13.0	19	
Compressor	Model	KSN140D58UFZ	KTM240D43UKT	
	Type	ROTARY	Twin-ROTARY	
	Brand	GMCC	GMCC	
	Capacity	W	4315	7600
	Input	W	1090	2045
	Rated current(RLA)	A	7.15	9.30
	Locked rotor Amp(LRA)	A	/	/
	Thermal protector		/	/
	Thermal protector position		NA	NA
	Capacitor	uF	/	/
	Refrigerant oil/oil charge	ml	ESTER OIL VG74 440	ESTER OIL VG74 620
Indoor fan motor	Model	ZKFP-30-8-3	ZKFP-58-8-1-5	
	Input	W	36.0	58.0
	Output	W	30	58
	Capacitor	uF	/	/
	Speed(Hi/Mi/Lo)	r/min	1050/882/714	1000/850/700
Indoor coil	Number of rows		2	3
	Tube pitch(a)x row pitch(b)	mm	21x13.37	21x13.37
	Fin spacing	mm	1.3	1.3
	Fin type (code)		Hydrophilic aluminum	Hydrophilic aluminum
	Tube outside dia.and type	mm	Φ7,Inner groove tube	Φ7,Inner groove tube
	Coil length x height x width	mm	760x84x26.74+ 760x126x26.74+ 760x126xx26.74	885x126x40.11+ 885x126x40.11+ 885x126x40.11
	Number of circuits		4	7
Indoor air flow (Hi/Mi/Lo)	m3/h	685/580/400	1092/724/379	
Indoor sound pressure level (Hi/Mi/Lo)	dB(A)	41/35/23	44.5/40/33	
Indoor sound power level	dB(A)	59	65	
Indoor unit	Dimension(W*D*H)	mm	965x239x319	1140x275x370
	Packing (W*D*H)	mm	1045x400x325	1230x455x355
	Net/Gross weight	Kg	12.3/16.4	20/25.3
Outdoor fan motor	Model		ZKFN-80-8-3	ZKFN-80-8-3
	Input	W	88	88
	Output	W	80	80
	Capacitor	uF	/	/
	Speed	r/min	700/530	830/550

Outdoor coil	Number of rows		1.6	2
	Tube pitch(a)x row pitch(b)	mm	21x22	21x13.37
	Fin spacing	mm	1.3	1.3
	Fin type (code)		Hydrophilic aluminum	Hydrophilic aluminum
	Tube outside dia.and type	mm	Φ7,Inner groove tube	Φ7,Inner groove tube
	Coil length x height x width	mm	900*44*609	900*44*609
	Number of circuits		5	6
Outdoor air flow		m ³ /h	3500	3500
Outdoor sound pressure level		dB(A)	56	58.5
Outdoor sound power level		dB(A)	65	68
Outdoor unit	Dimension(W*D*H)	mm	890x342x673	890x342x673
	Packing (W*D*H)	mm	995x398x740	995x398x740
	Net/Gross weight	Kg	38.8/41.9	45.6/48.8
Refrigerant	Type		R32	R32
	GWP		675	675
	Charged quantity	Kg	1.1	1.5
Design pressure		MPa	4.3/1.7	4.3/1.7
Refrigerant piping	Liquid side/ Gas side	mm(inch)	Φ6.35/Φ12.7(1/4"/1/2")	Φ9.52/Φ15.9(3/8"/5/8")
	Max. refrigerant pipe length	m	30	50
	Max. difference in level	m	20	25
Connection wiring			1.5x5Core	2.5x5Core
Plug type			no-plug	no-plug
Thermostat type			Remote Control	Remote Control
Operation temperature			16-30	16-30
Ambient temperature	Indoor(cooling/ heating)	°C	16-32/0-30	16-32/0-30
	Outdoor(cooling/heating)	°C	-15-50/-20-24	-15-50/-20-24
Qty/per 20' /40' /40'HQ			65/137/156	56/120/134

Notes:

1) Capacities are based on the following conditions:

Cooling(T1): - Indoor Temperature 27°C(80.6°F) DB /19 °C(66.2°F) WB

-Outdoor Temperature 35 °C(95°F) DB /24 °C(75.2°F) WB

-Interconnecting Piping Length 5m

- Level Difference of Zero.

Heating: - Indoor Temperature 20°C(68°F) DB / 15°C(59°F) WB

-Outdoor Temperature 7°C(44.6°F) DB / 6°C(42.8°F) WB

- Interconnecting Piping Length 5 m

- Level Difference of Zero.

2) Capacities are Net Capacities.

3) Due to our policy of innovation some specifications may be changed without notification.

Indoor Model		MSEPBU-09HRFN8-QRD6GW	MSEPBU-12HRFN8-QRD6GW	MSEPCU-18HRFN8-QRD0GW	
Outdoor Model		MOX230-09HFN8-QRD6GW	MOX230-12HFN8-QRD6GW	MOX301-18HFN8-QRD0GW	
Power supply	V- Ph-Hz	220~240-1-50	220~240-1-50	220~240-1-50	
Rated Power Input	W	2200	2200	2500	
Rated Current	A	10.5	10.5	13	
Compressor	Model	KSN98D64UFZ3	KSN98D64UFZ3	KSN140D21UFZ	
	Type	ROTARY	ROTARY	ROTARY	
	Brand	GMCC	GMCC	GMCC	
	Capacity	W	1930/3100 ±3%	1930/3100 ±3%	4385
	Input	W	292/765 ±3%	292/765 ±3%	1140
	Rated current(RLA)	A	2.15/4.65 ±3%	2.15/4.65 ±3%	7.50
	Locked rotor Amp(LRA)	A	/	/	/
	Thermal protector		/	/	/
	Thermal protector position		NA	NA	NA
	Capacitor	uF	/	/	/
Refrigerant oil/oil charge	ml	ESTER OIL VG74 300±10	ESTER OIL VG74 300±10	VG74 440	
Indoor fan motor	Model	ZKFP-20-8-6-7	ZKFP-20-8-6-7	ZKFP-30-8-3	
	Input	W	50.0	50.0	36.0
	Output	W	20	20	30
	Capacitor	uF	/	/	/
	Speed(Hi/Mi/Lo)	r/min	960/830/630	1000/850/700	1050/882/714
Indoor coil	Number of rows		2	2	2
	Tube pitch(a)x row pitch(b)	mm	21x13.37	21x13.37	21x13.37
	Fin spacing	mm	1.3	1.3	1.3
	Fin type (code)		Hydrophilic aluminum	Hydrophilic aluminum	Hydrophilic aluminum
	Tube outside dia.and type	mm	Φ7,Inner groove tube	Φ7,Inner groove tube	Φ7,Inner groove tube
	Coil length x height x width	mm	635x84x26.74+ 635x126x26.74+ 635x105x26.74	635x84x26.74+ 635x126x26.74+ 635x105x26.74	760x84x26.74+ 760x126x26.74+ 760x126x26.74
	Number of circuits		3	3	4
Indoor air flow (Hi/Mi/Lo)	m3/h	530/360/280	560/380/290	685/580/400	
Indoor sound pressure level (Hi/Mi/Lo)	dB(A)	40/32/21.5	41/34/22	41/35/23.5	
Indoor sound power level	dB(A)	55	55	59	
Indoor unit	Dimension(W*D*H)	mm	795x225x295	795x225x295	965x239x319
	Packing (W*D*H)	mm	870x370x305	870x370x305	1045x400x325
	Net/Gross weight	Kg	10.2/13	10.2/13	12.3/16.4
Outdoor fan motor	Model	ZKFN-34-10-1	ZKFN-34-10-1	ZKFN-34-10-1	
	Input	W	99.6	99.6	99.6
	Output	W	34.0	34.0	34.0
	Capacitor	uF	/	/	/
	Speed	r/min	780/450	800/450	760/650
Outdoor coil	Number of rows		1	1	2
	Tube pitch(a)x row pitch(b)	mm	21x22	21x22	21x22
	Fin spacing	mm	1.3	1.3	1.3
	Fin type (code)		Hydrophilic aluminum	Hydrophilic aluminum	Hydrophilic aluminum
	Tube outside dia.and type	mm	Φ7,Inner groove tube	Φ7,Inner groove tube	Φ7,Inner groove tube
	Coil length x height x width	mm	745*504*22	745*504*22	860*504*44
	Number of circuits		2	2	4
Outdoor air flow	m3/h	2150	2200	2100	
Outdoor sound pressure level	dB(A)	55	55	57.5	
Outdoor sound power level	dB(A)	57	59	65	
Outdoor unit	Dimension(W*D*H)	mm	765x303x555	765x303x555	805x330x554
	Packing (W*D*H)	mm	887x337x610	887x337x610	915x370x615
	Net/Gross weight	Kg	26.4/28.8	26.4/28.7	33.5/36.1

Refrigerant	Type		R32	R32	R32
	GWP		675	675	675
	Charged quantity	Kg	0.62	0.62	1.1
Design pressure		MPa	4.3/1.7	4.3/1.7	4.3/1.7
Refrigerant piping	Liquid side/ Gas side	mm (inch)	Φ6.35/Φ9.52(1/4"/3/8")	Φ6.35/Φ9.52(1/4"/3/8")	Φ6.35/Φ12.7(1/4"/1/2")
	Max. refrigerant pipe length	m	25	25	30
	Max. difference in level	m	10	10	20
Connection wiring			1.5x5Core	1.5x5Core	1.5x5Core
Plug type			1.5x3/no-plug	1.5x3/no-plug	1.5x3/no-plug
Thermostat type			Remote Control	Remote Control	Remote Control
Operation temperature			16-30	16-30	16-30
Ambient temperature	Indoor(cooling/ heating)	°C	16-32/0-30	16-32/0-30	16-32/0-30
	Outdoor(cooling/heating)	°C	-15-50/-25-24	-15-50/-25-24	-15-50/-15-24
Qty'per 20' /40' /40'HQ			96/200/240	96/200/240	80/165/192

Notes:

1) Capacities are based on the following conditions:

Cooling(T1): - Indoor Temperature 27°C(80.6°F) DB /19 °C(66.2°F) WB
 -Outdoor Temperature 35 °C(95°F) DB /24 °C(75.2°F) WB
 -Interconnecting Piping Length 5m
 - Level Difference of Zero.

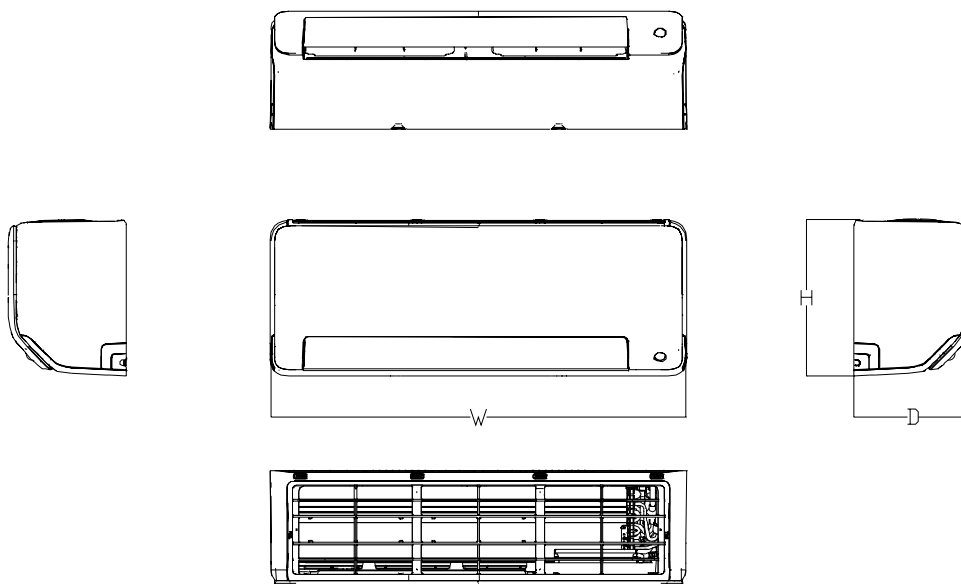
Heating: - Indoor Temperature 20°C(68°F) DB / 15°C(59°F) WB
 -Outdoor Temperature 7°C(44.6°F) DB / 6°C(42.8°F) WB
 - Interconnecting Piping Length 5 m
 - Level Difference of Zero.

2) Capacities are Net Capacities.

3) Due to our policy of innovation some specifications may be changed without notification.

3. Dimensional Drawings

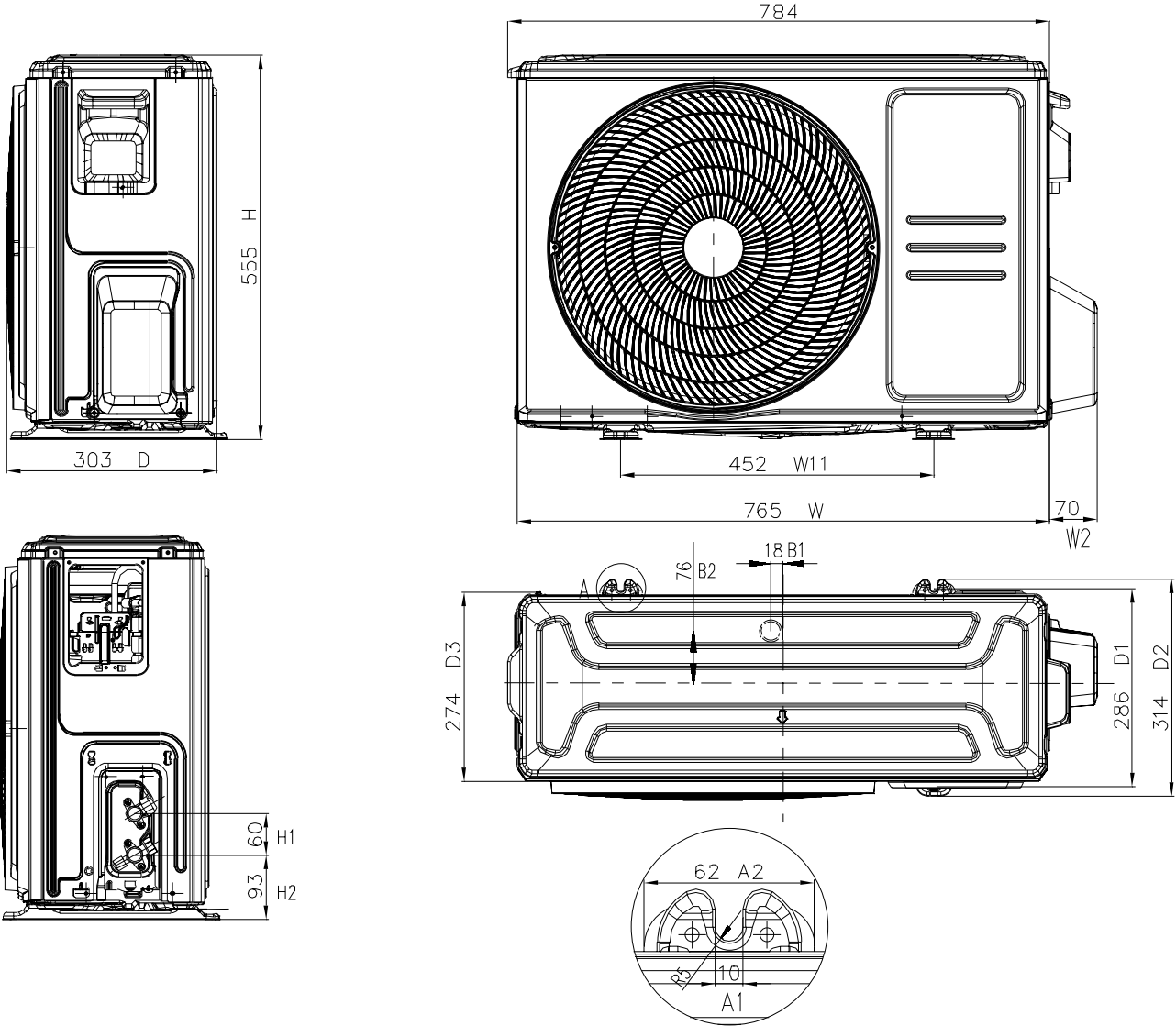
3.1 Indoor Unit



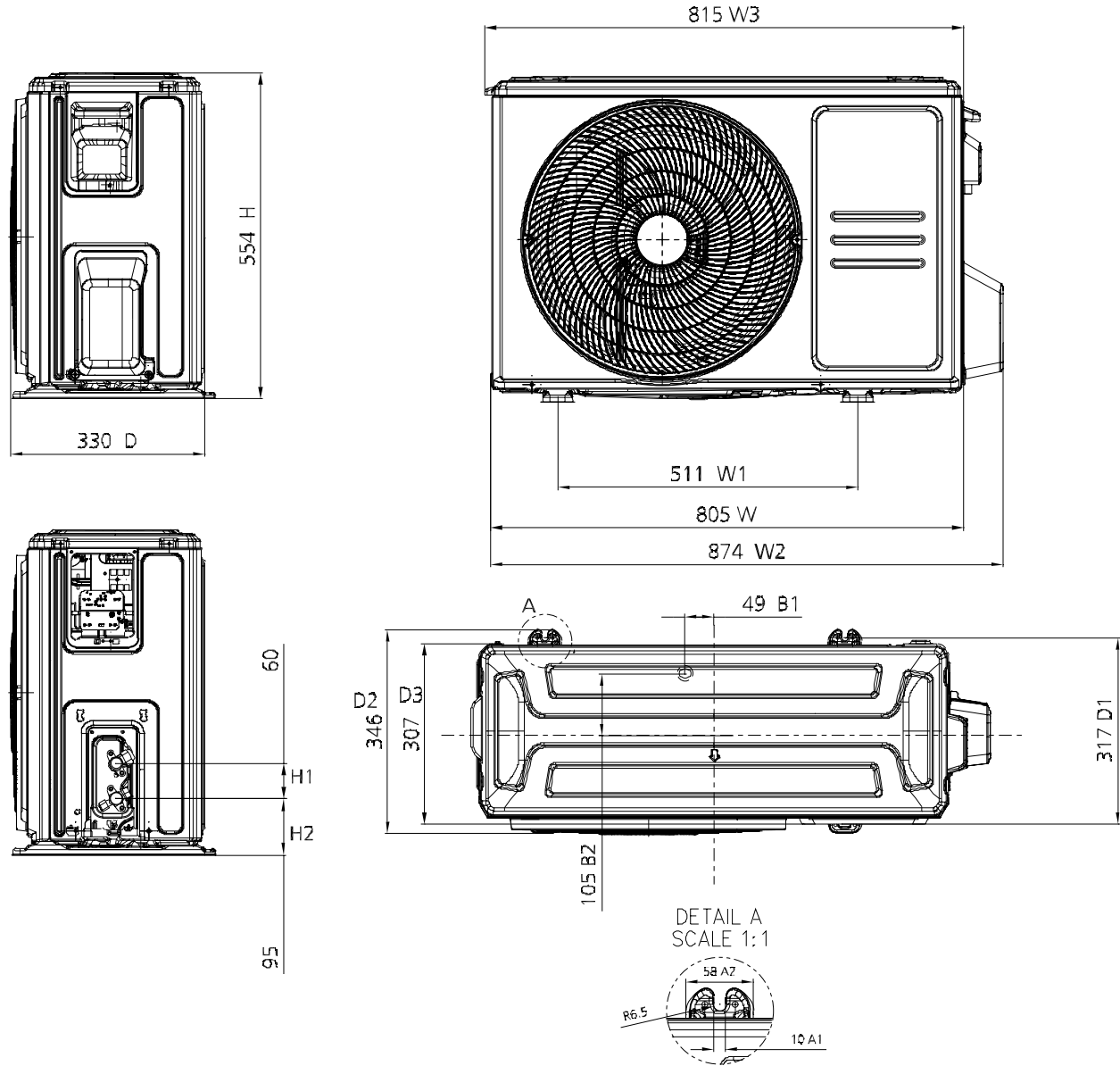
Capacity	W(mm/inch)	D(mm/inch)	H(mm/inch)
9k/12k	795/31.3	225/8.86	295/11.61
18k	965/38	239/9.41	319/12.56
24k	1140/44.88	275/10.83	370/14.57

3.2 Outdoor Unit

MOX230-09HFN8-QRD6GW, MOX230-12HFN8-QRD6GW

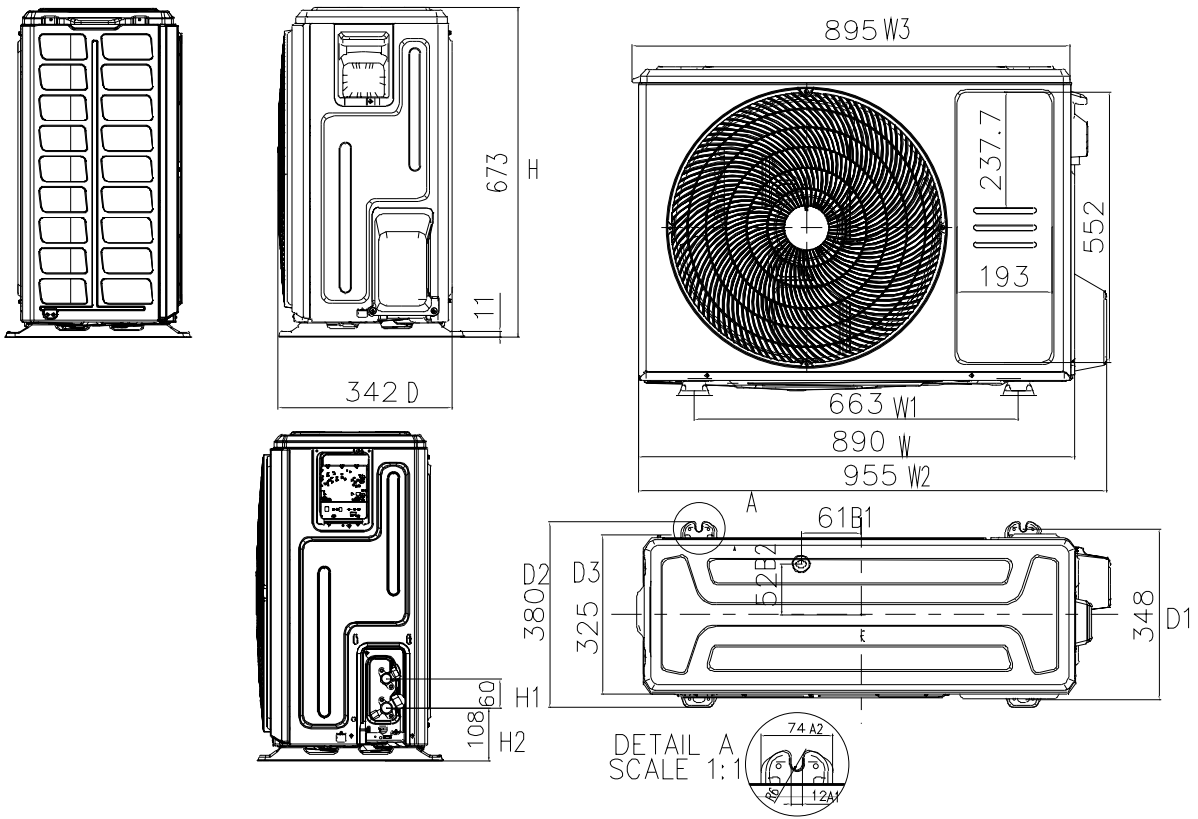


MOX330-09HFN8-QRD6GW(GA), MOX330-12HFN8-QRD6GW(GA), MOX301-18HFN8-QRD0GW



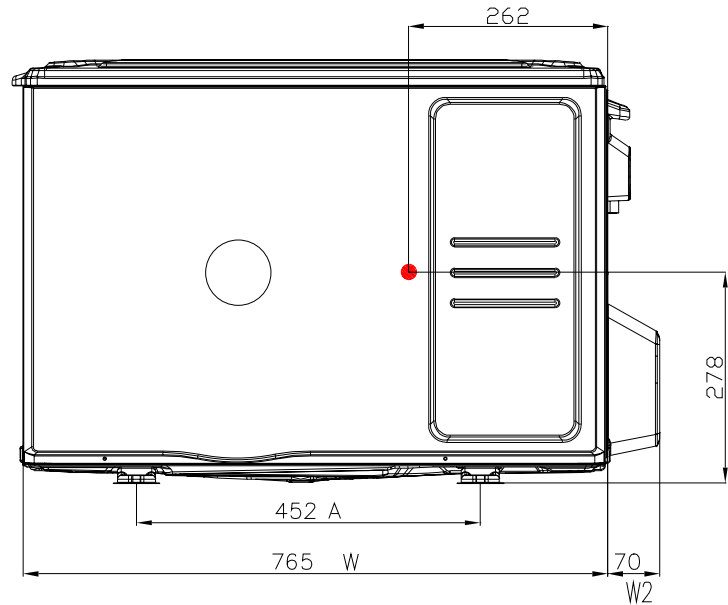
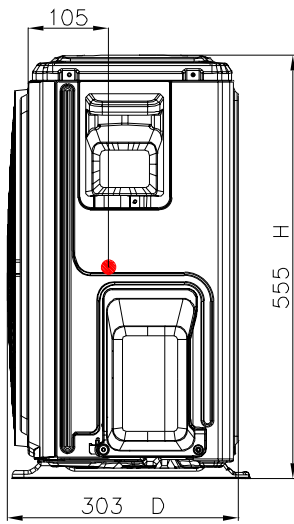
Specifications

MOX430-18HFN8-QRD0GW, MOX430-24HFN8-QRD0GW

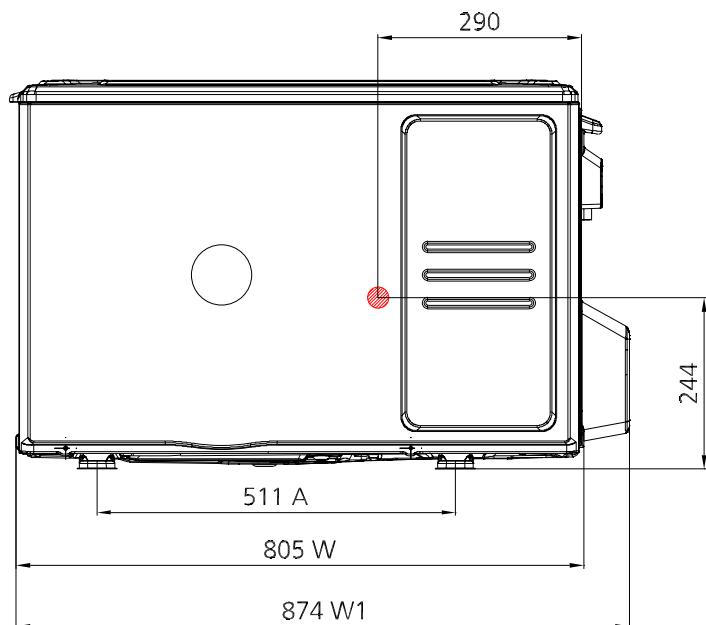
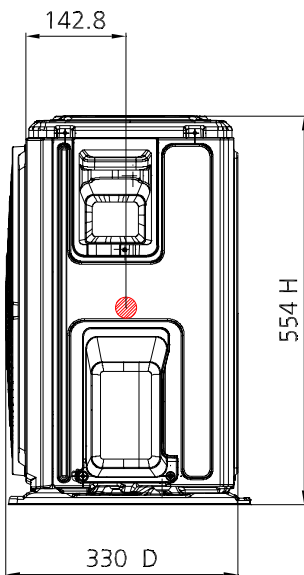


4. Centre of gravity

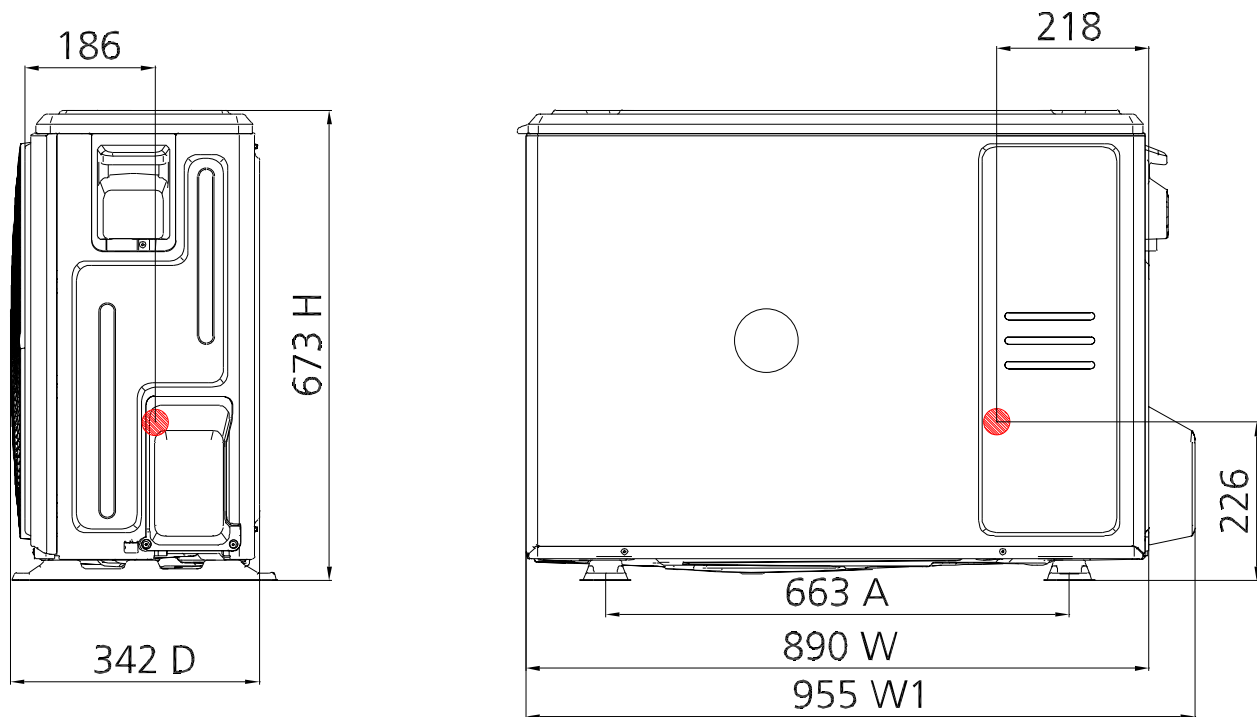
MOX230-09HFN8-QRD6GW, MOX230-12HFN8-QRD6GW



MOX330-09HFN8-QRD6GW(GA), MOX330-12HFN8-QRD6GW(GA), MOX301-18HFN8-QRD0GW



MOX430-18HFN8-QRD0GW, MOX430-24HFN8-QRD0GW

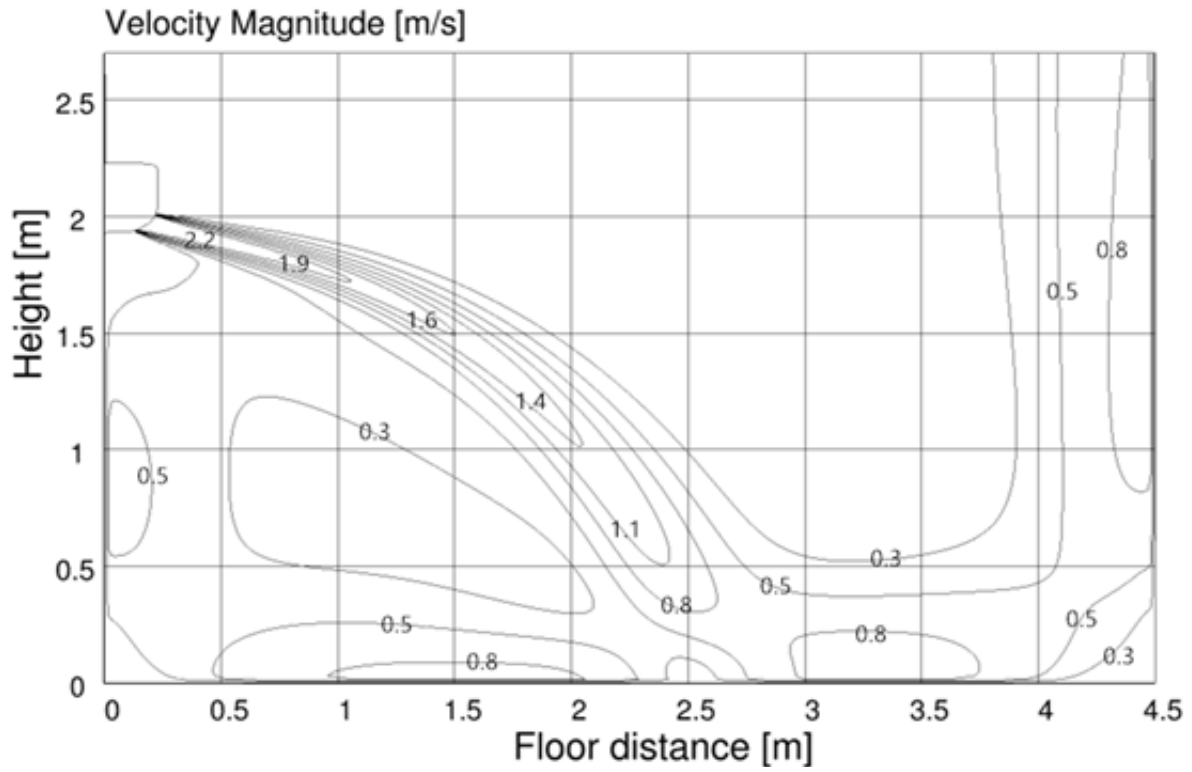


5. Air Velocity and Temperature Distributions

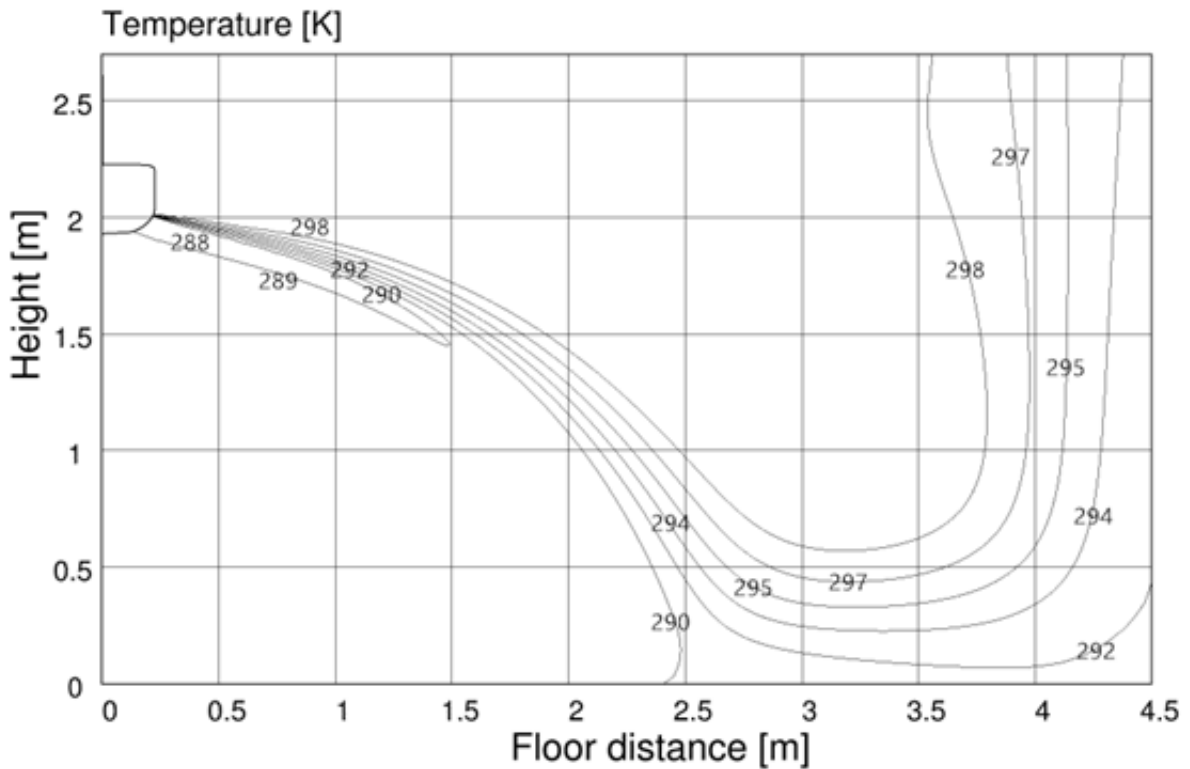
9k-Cooling(ID: 27°C/80.6°F, OD: 35°C/95°F)

Discharge Angle 60°

Airflow velocity distributions



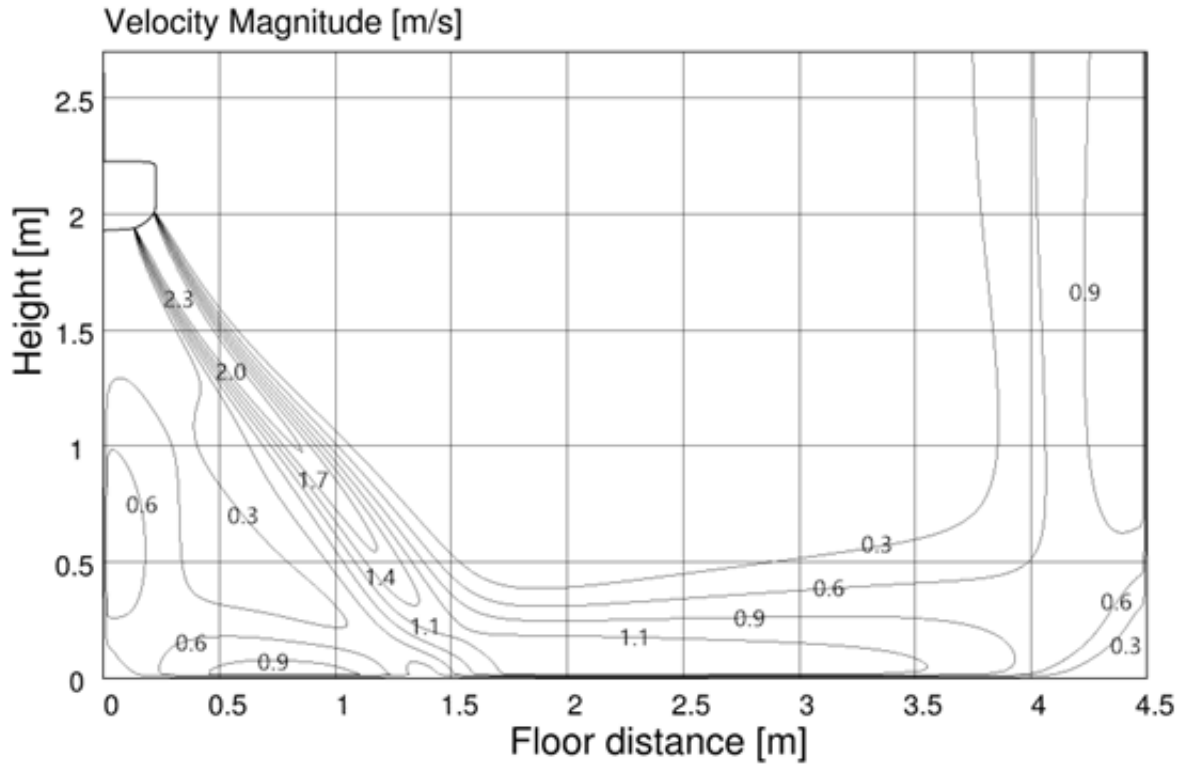
Temperature distributions



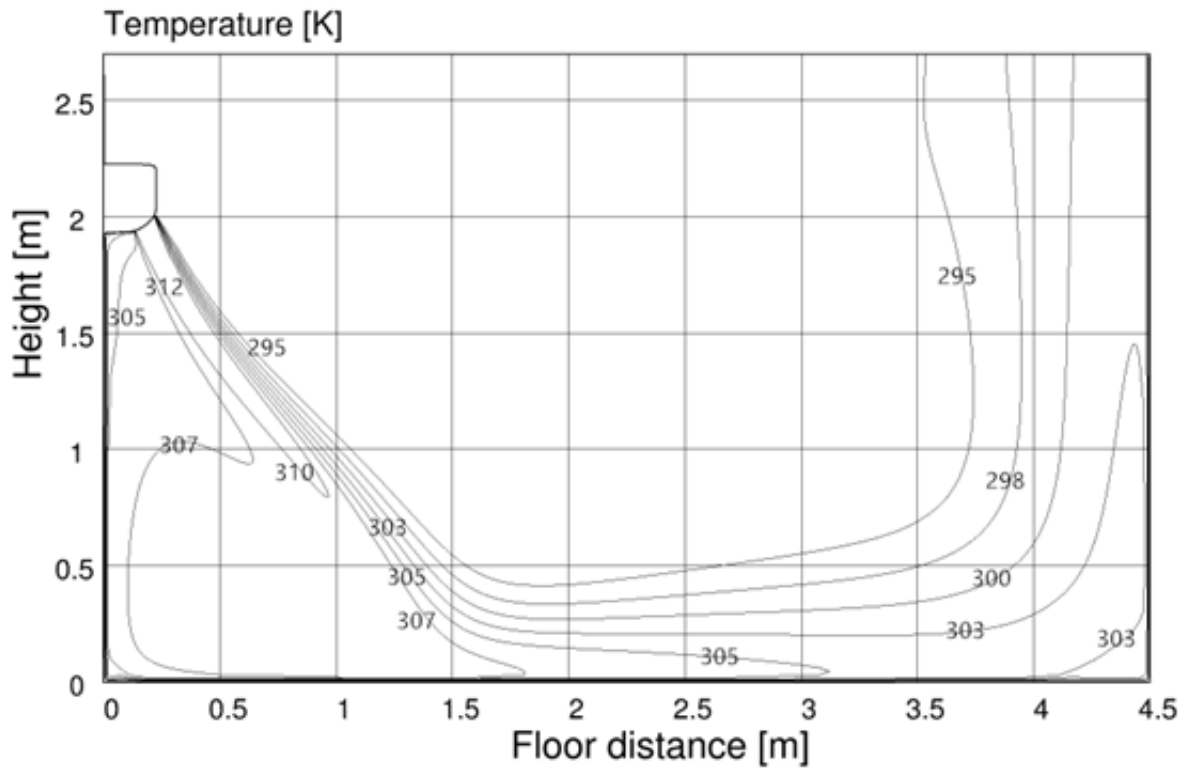
9k-Heating(ID: 20°C/68°F, OD: 7°C/44.6°F)

Discharge Angle 110°

Airflow velocity distributions



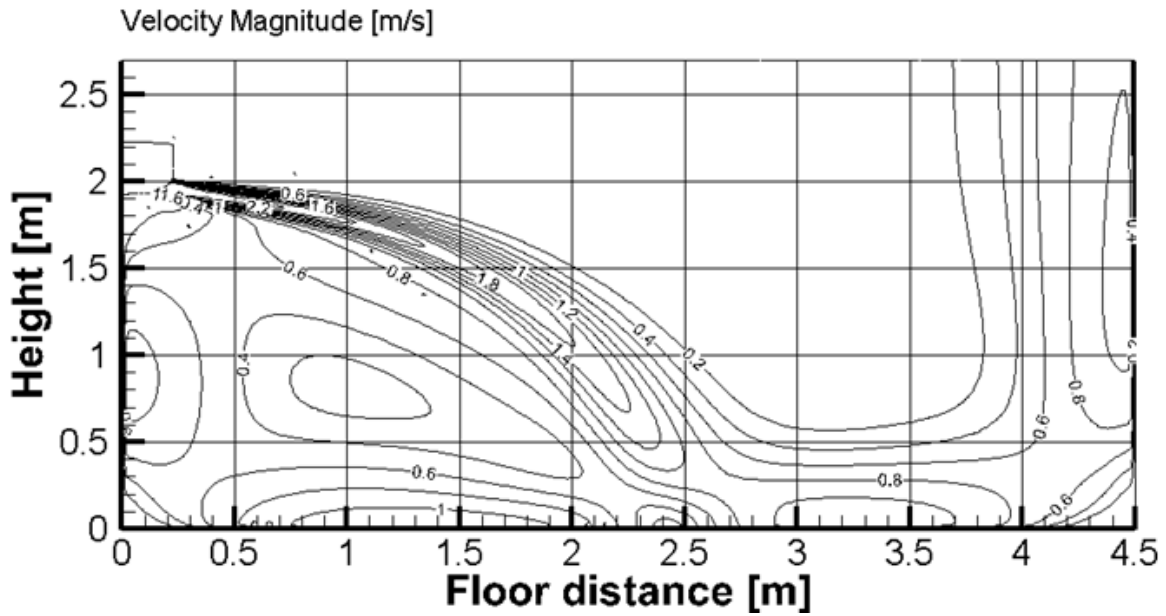
Temperature distributions



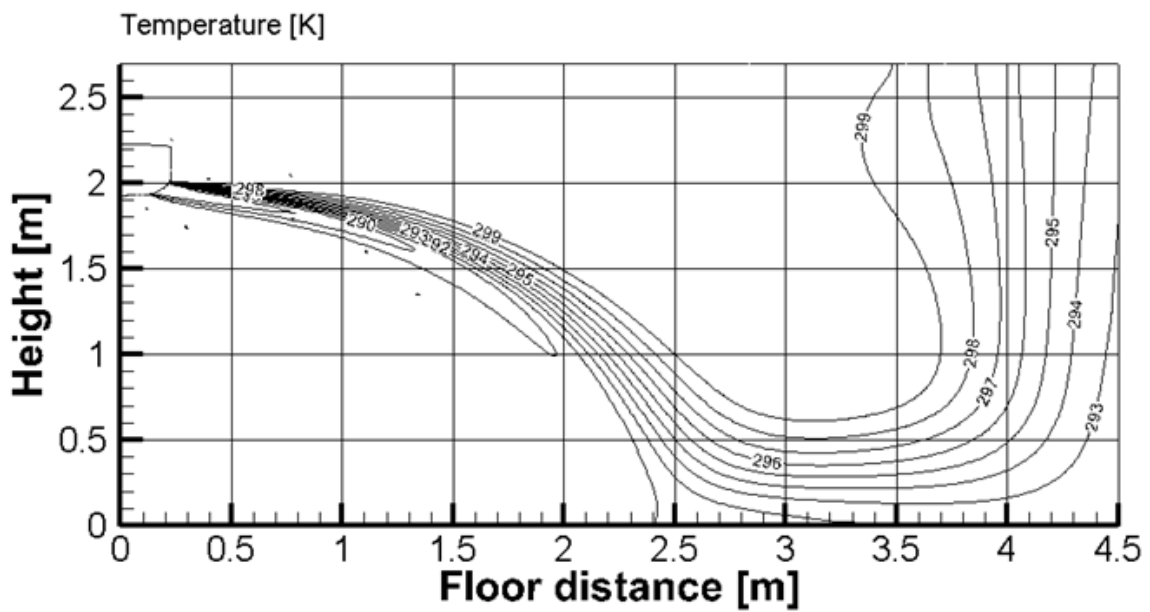
12k-Cooling(ID: 27°C/80.6°F, OD: 35°C/95°F)

Discharge Angle 60°

Airflow velocity distributions



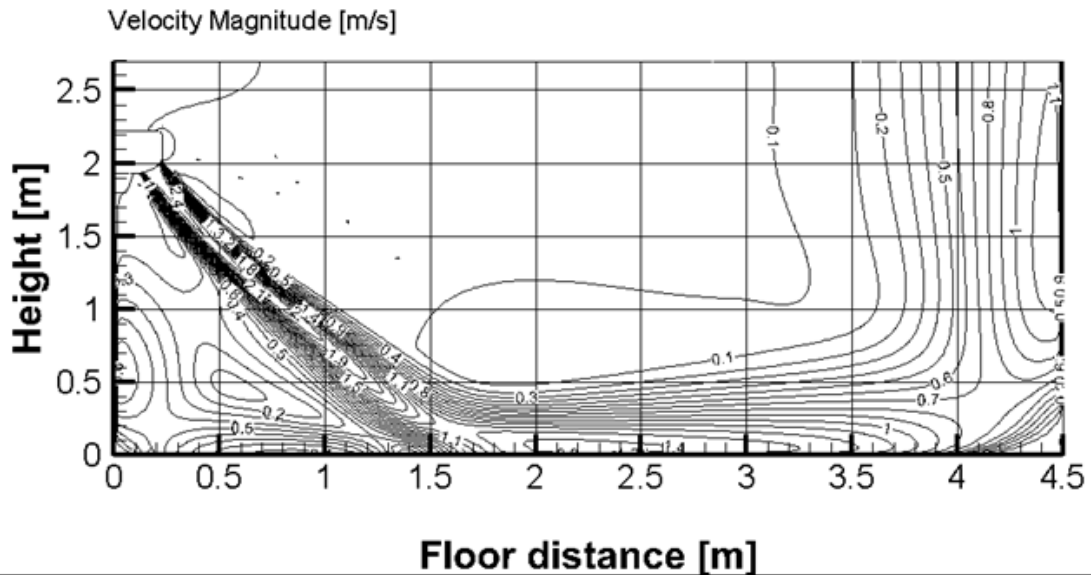
Temperature distributions



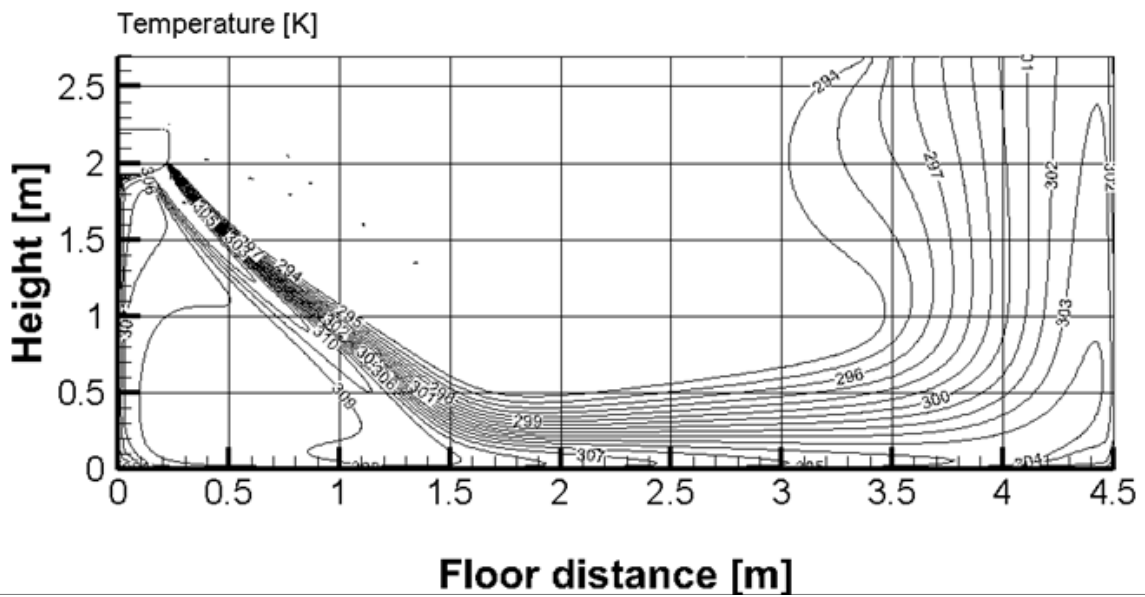
12k-Heating(ID: 20°C/68°F, OD: 7°C/44.6°F)

Discharge Angle 110°

Airflow velocity distributions



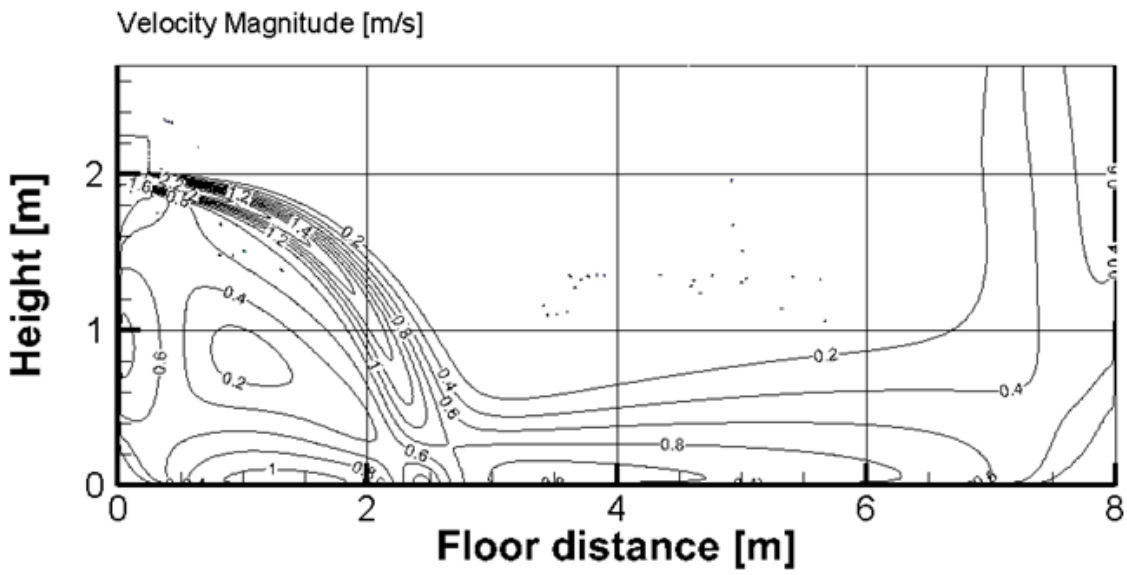
Temperature distributions



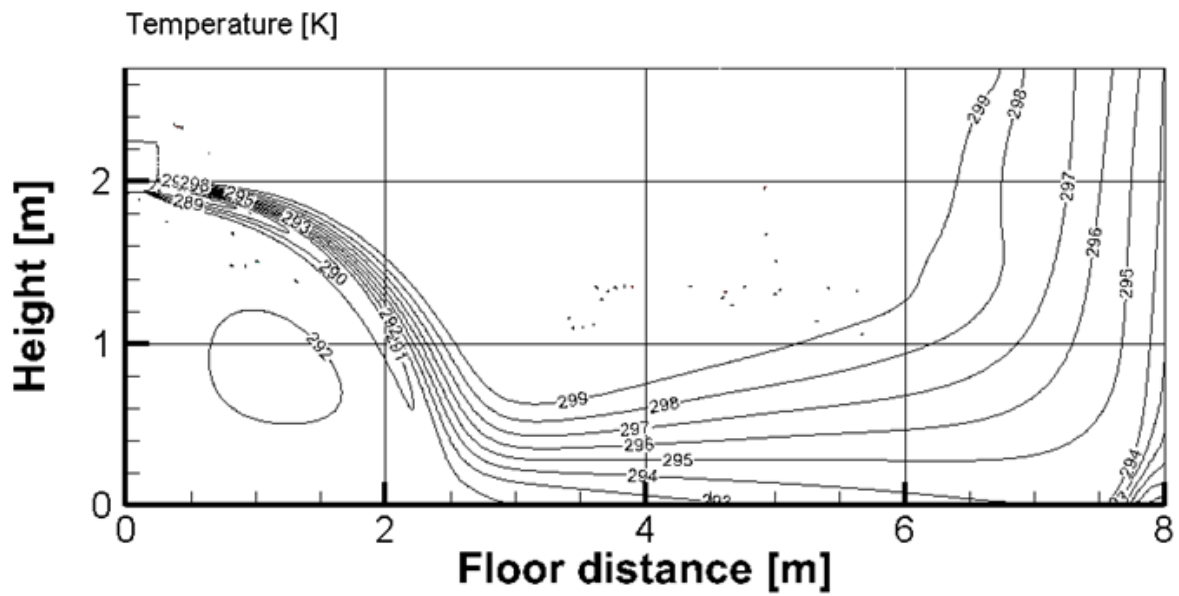
18k-Cooling(ID: 27°C/80.6°F, OD: 35°C/95°F)

Discharge Angle 60°

Airflow velocity distributions



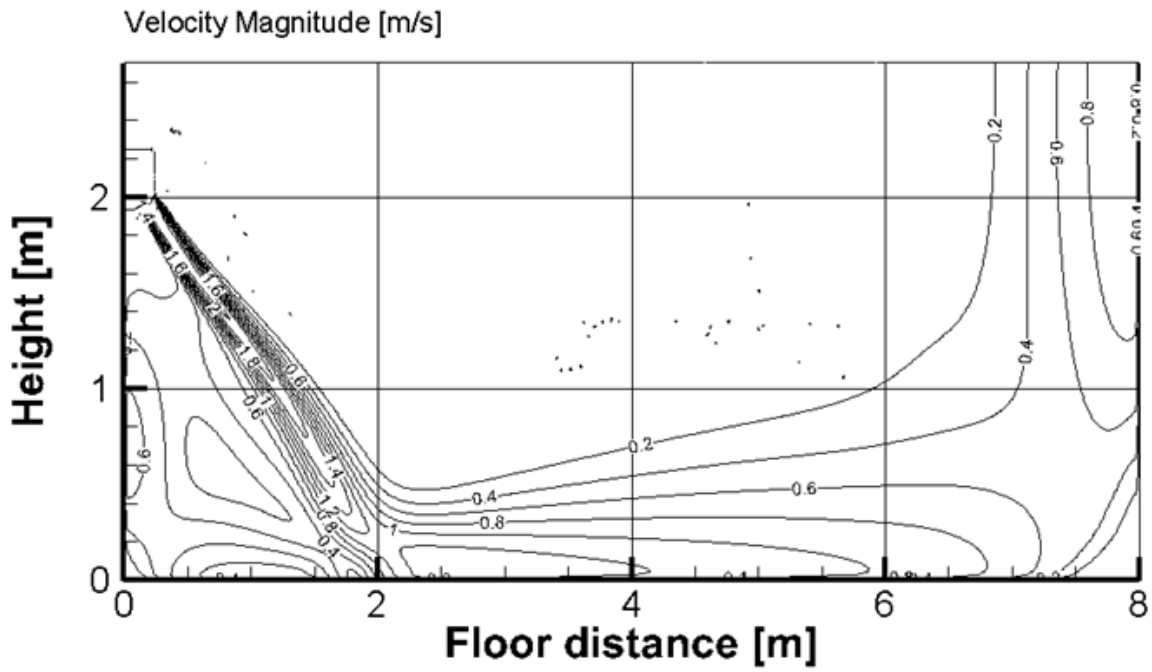
Temperature distributions



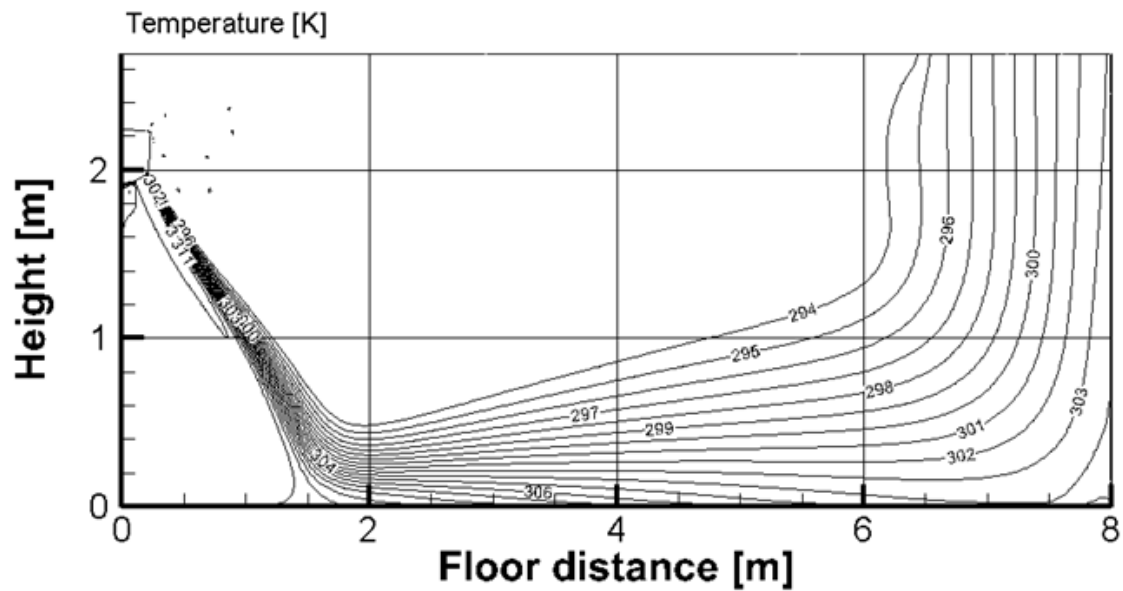
18k-Heating(ID: 20°C/68°F, OD: 7°C/44.6°F)

Discharge Angle 95°

Airflow velocity distributions



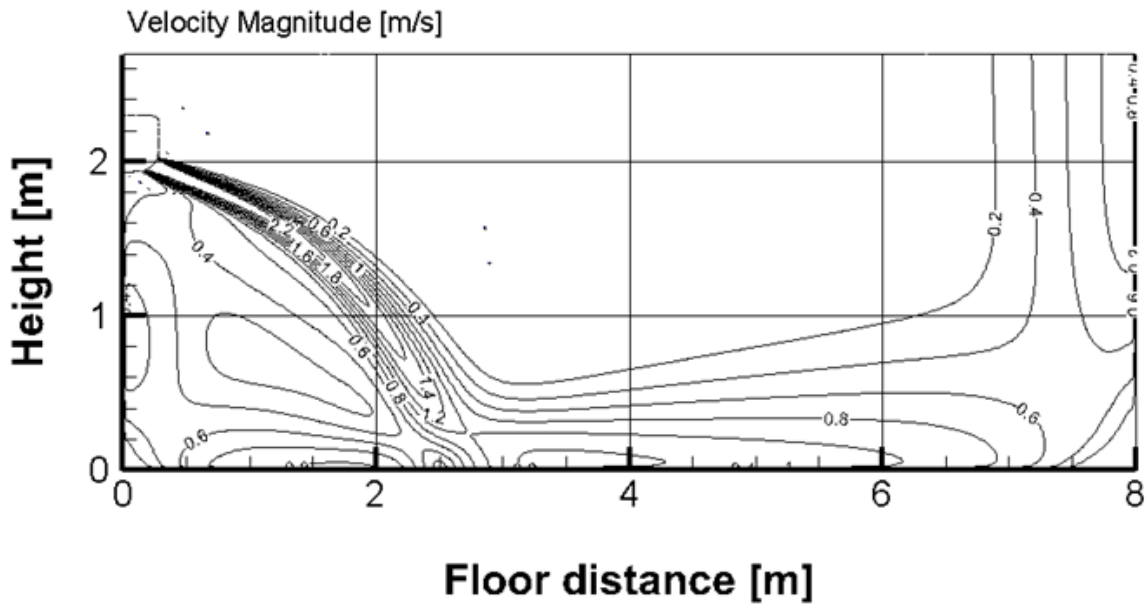
Temperature distributions



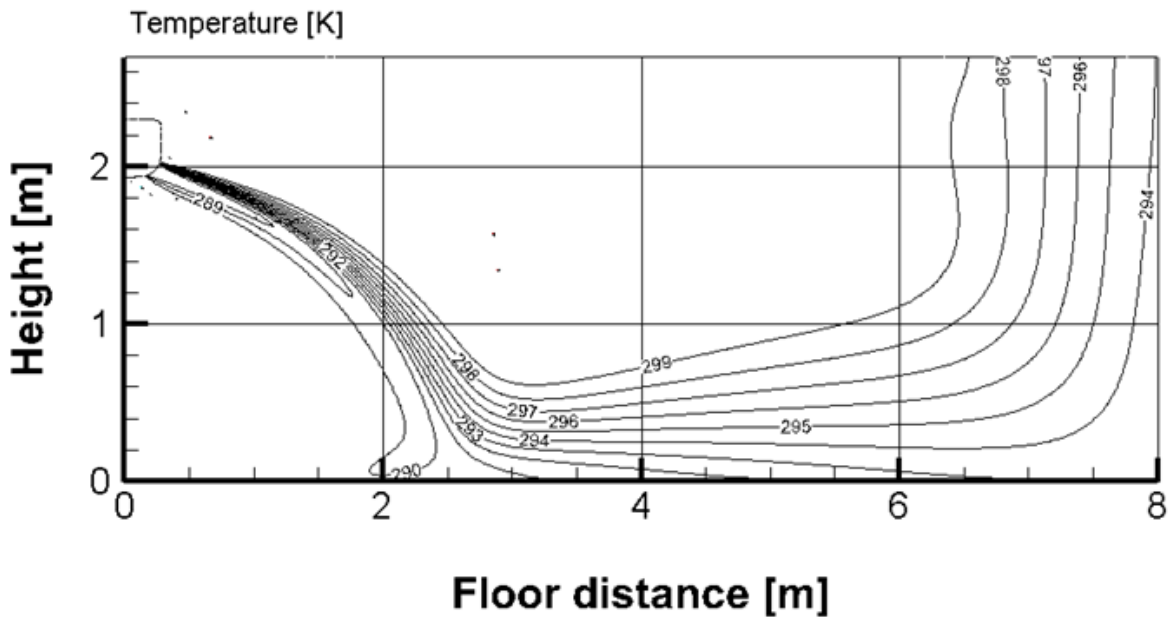
24k-Cooling(ID: 27°C/80.6°F, OD: 35°C/95°F)

Discharge Angle 65°

Airflow velocity distributions



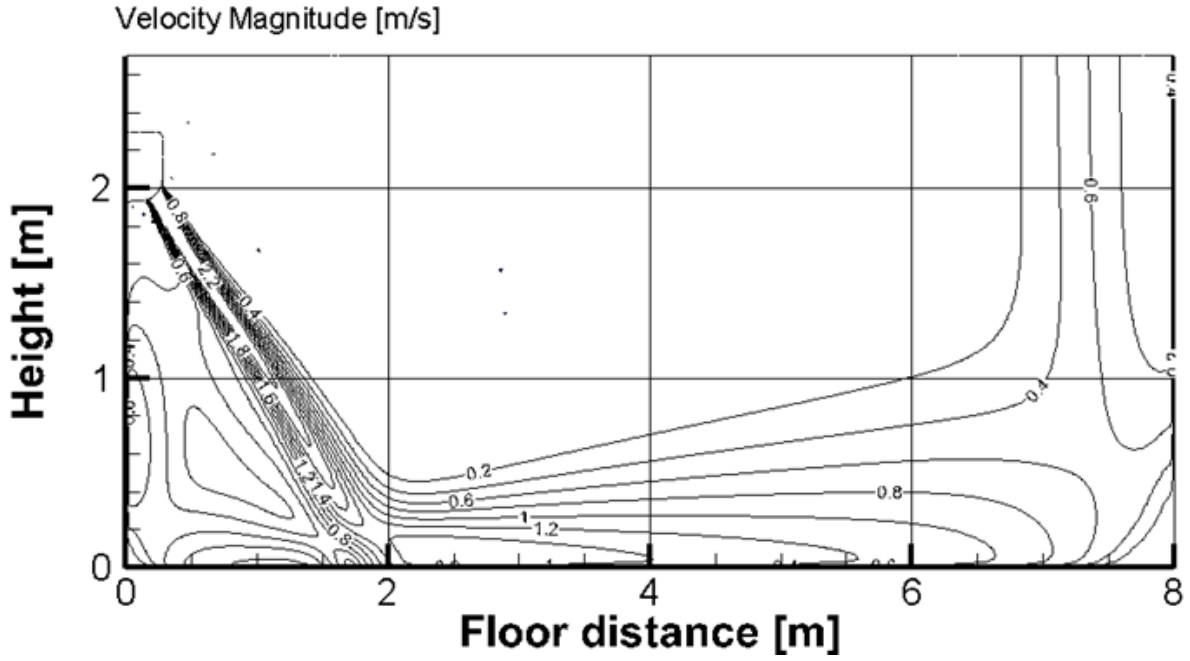
Temperature distributions



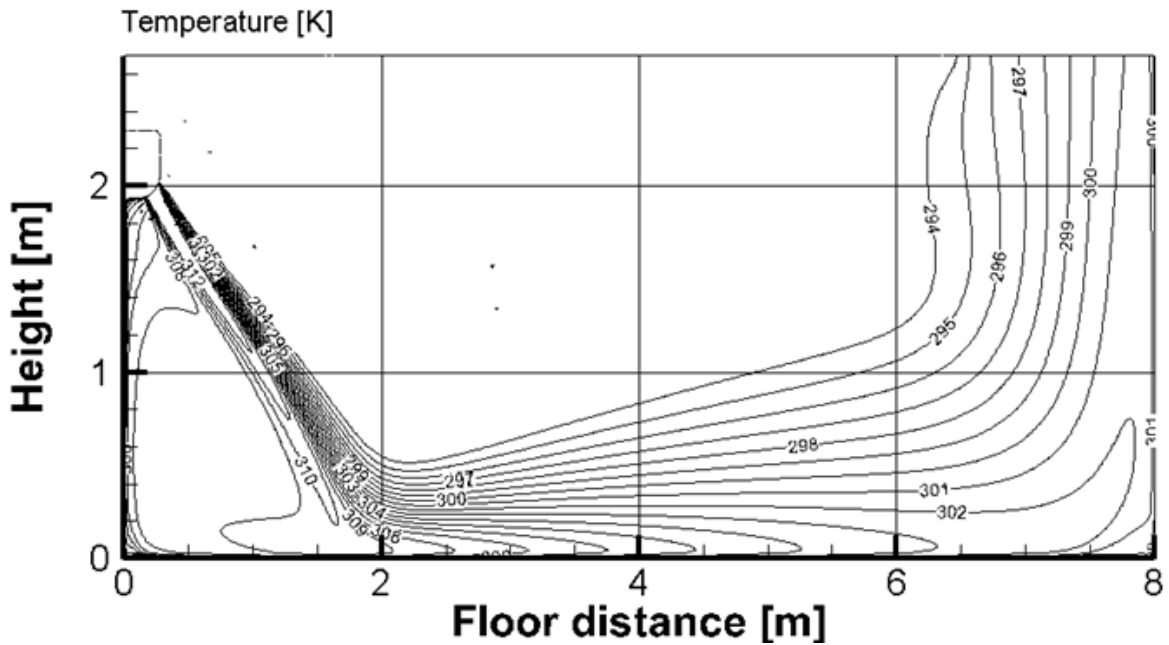
24k-Heating(ID: 20°C/68°F, OD: 7°C/44.6°F)

Discharge Angle 100°

Airflow velocity distributions



Temperature distributions

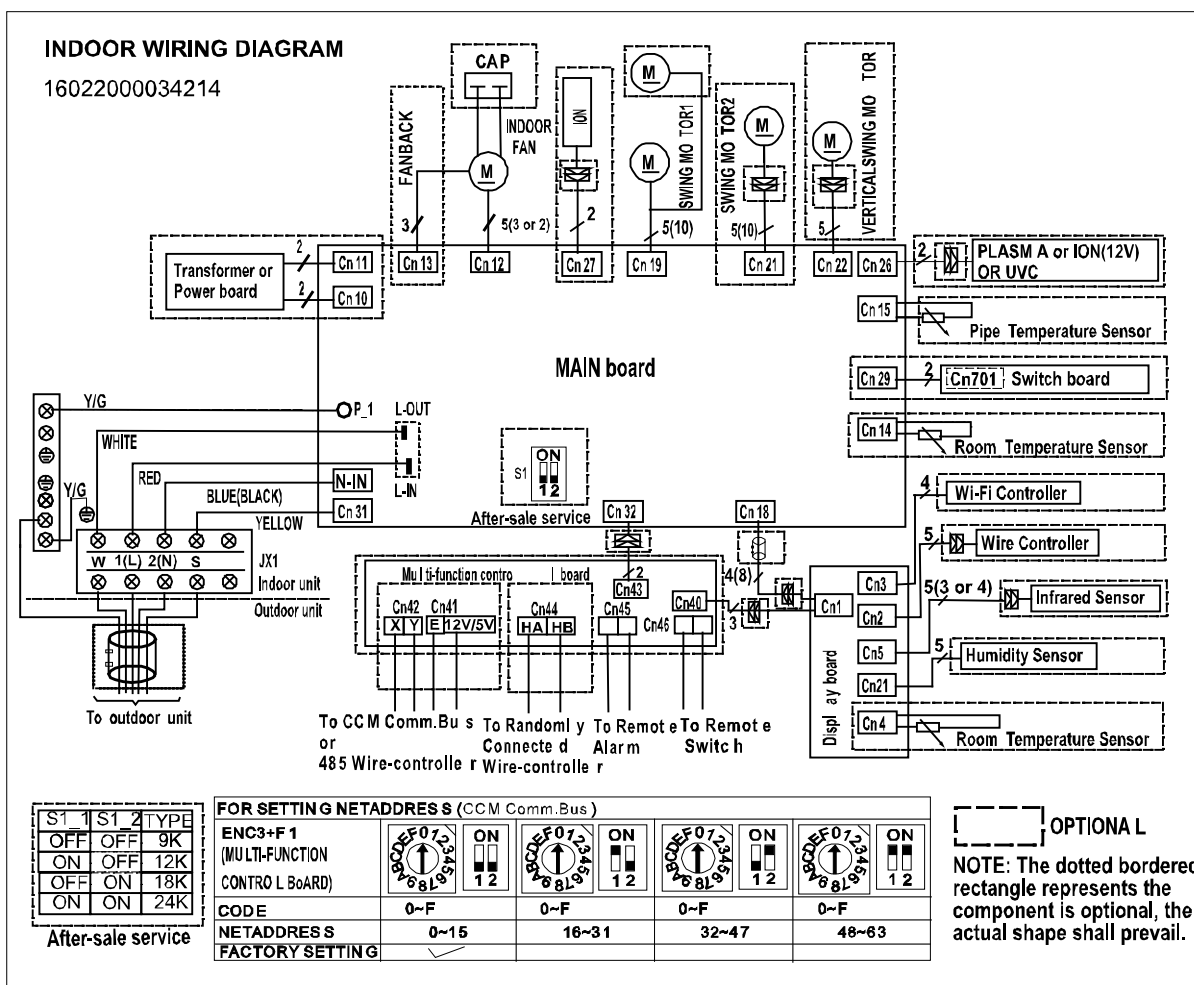


6. Electrical Wiring Diagrams

6.1 Indoor unit

Abbreviation	Paraphrase
Y/G	Yellow-Green Conductor
ION	Positive and Negative Ion Generator
CAP	Capacitor
PLASMA	Electronic Dust Collector
L	LIVE
N	NEUTRAL
T1	Indoor Room Temperature
T2	Coil Temperature of Indoor Heat Exchanger

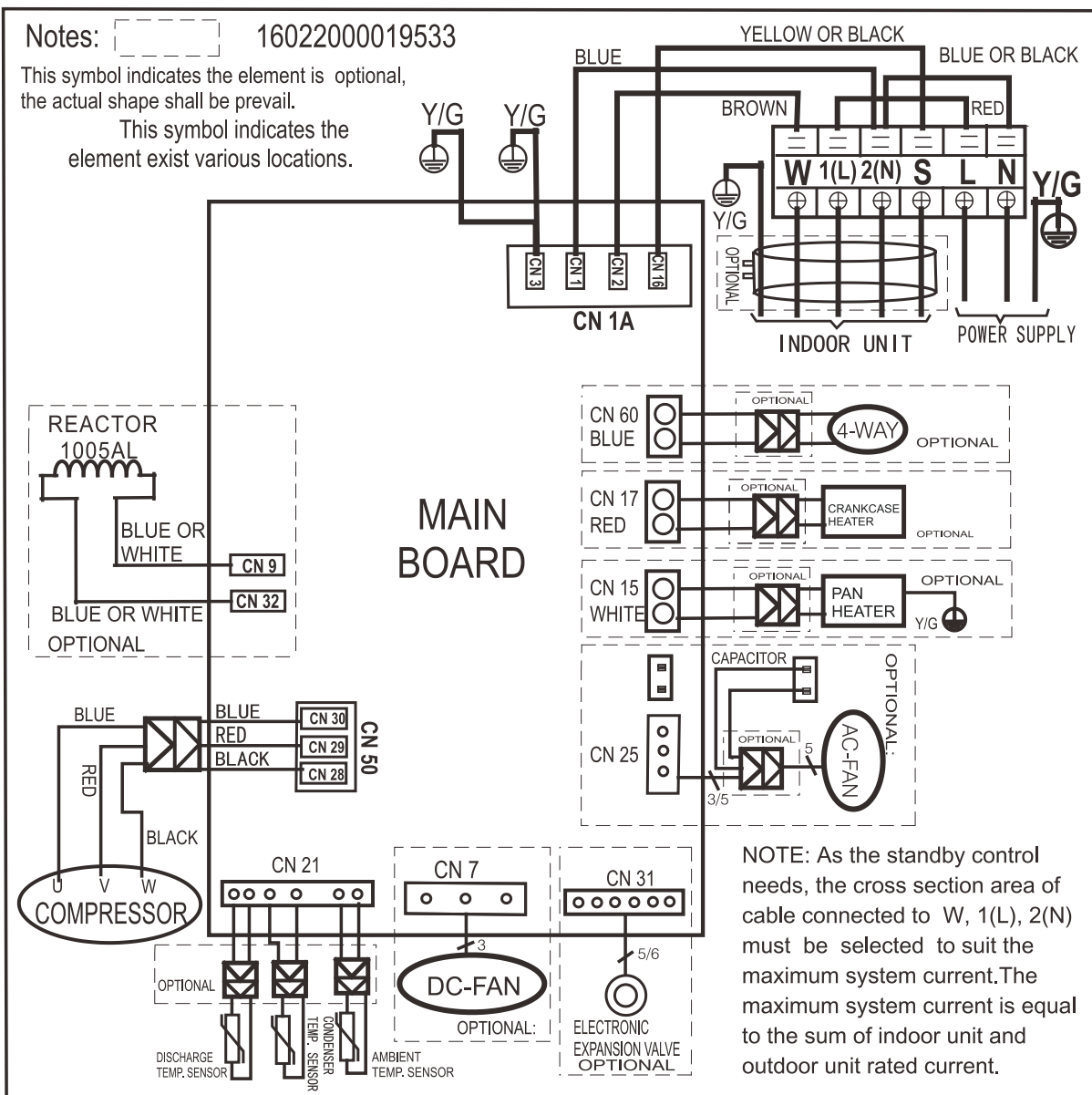
9k/12k/18k/24k



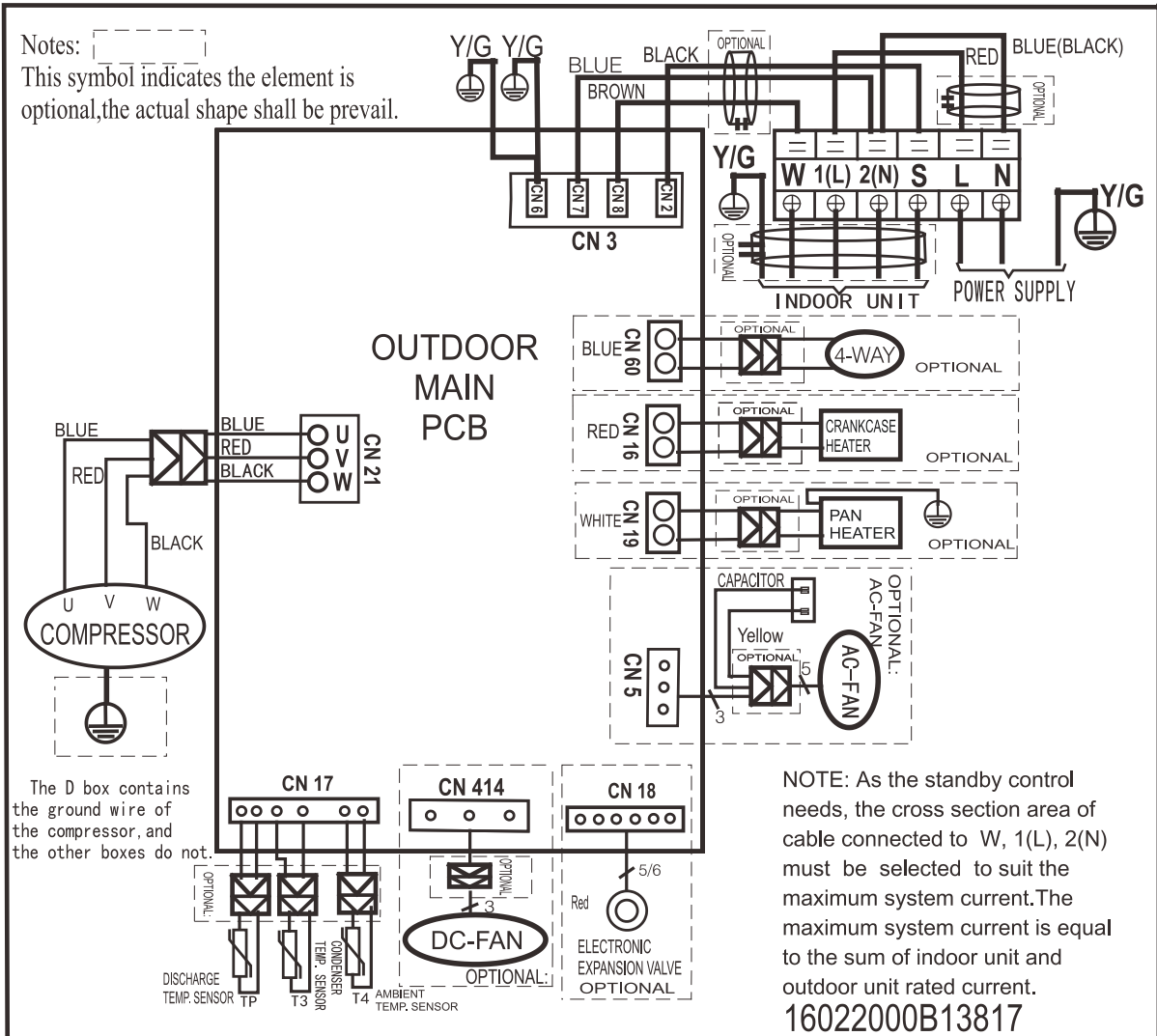
6.2 Outdoor Unit

Abbreviation	Paraphrase
4-WAY	Gas Valve Assembly/4-WAY VALVE
AC-FAN	Alternating Current FAN
DC-FAN	Direct Current FAN
COMP	Compressor

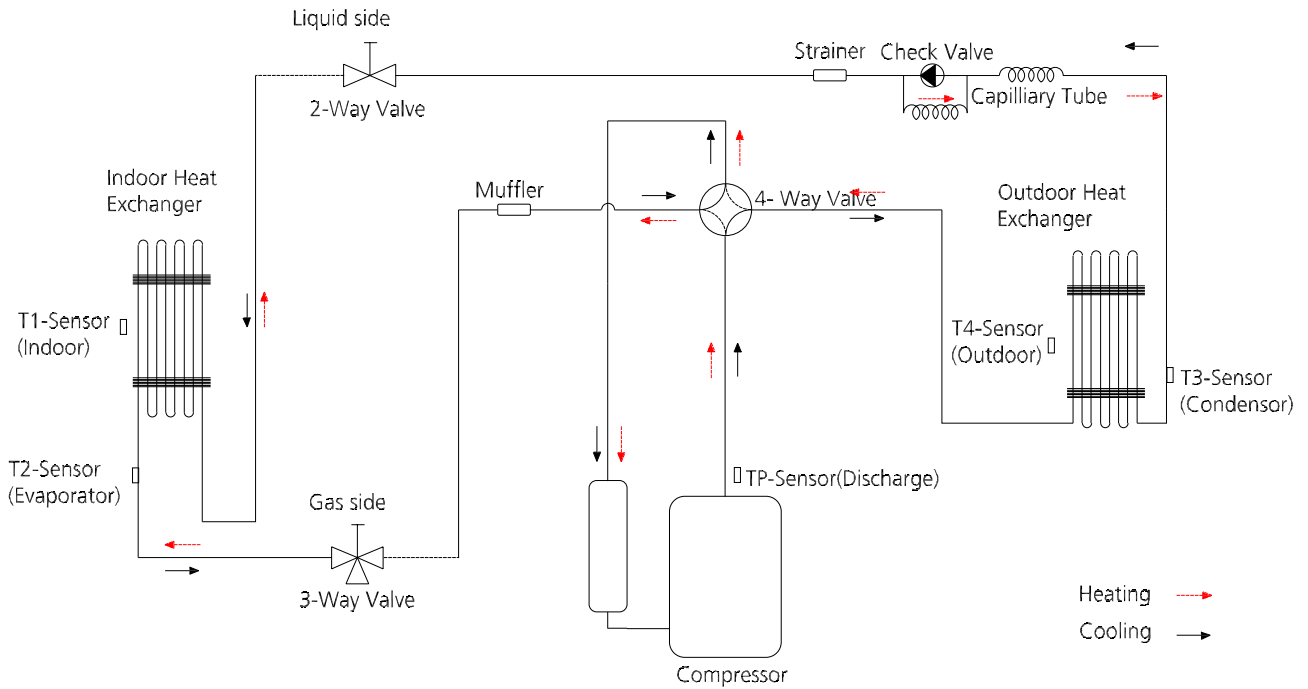
MOX330-09HFN8-QRD6GW(GA), MOX330-12HFN8-QRD6GW(GA), MOX230-09HFN8-QRD6GW,
MOX230-12HFN8-QRD6GW, MOX301-18HFN8-QRDOGW



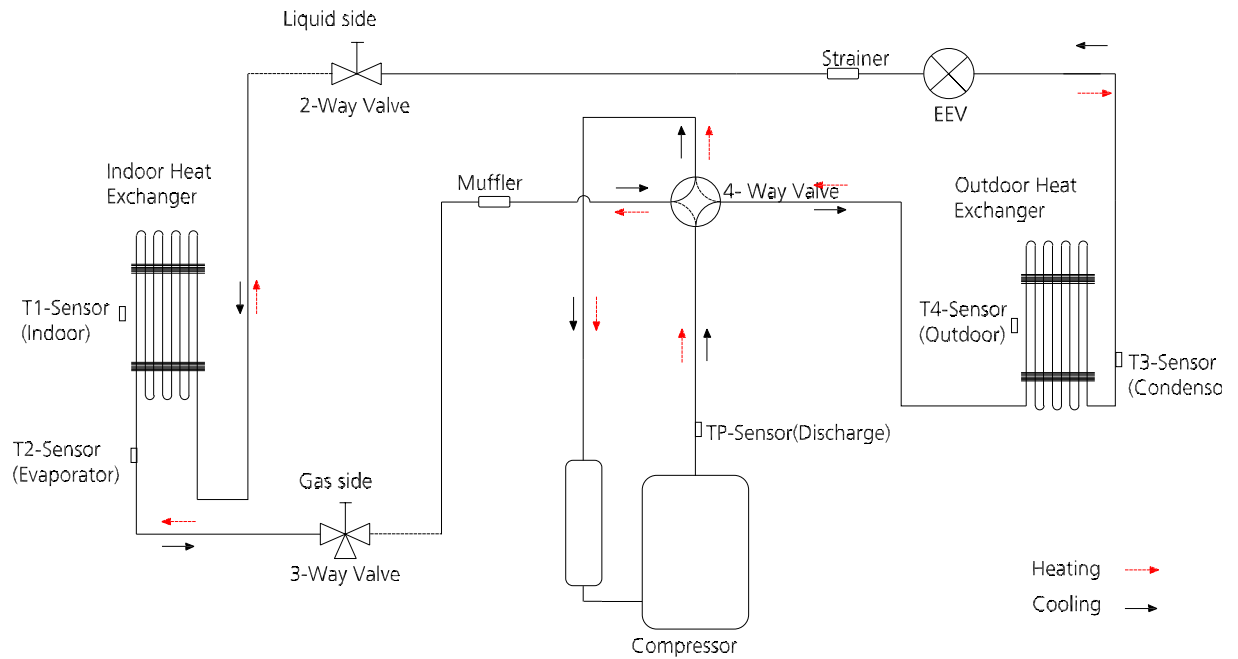
Notes:
 This symbol indicates the element is optional, the actual shape shall prevail.



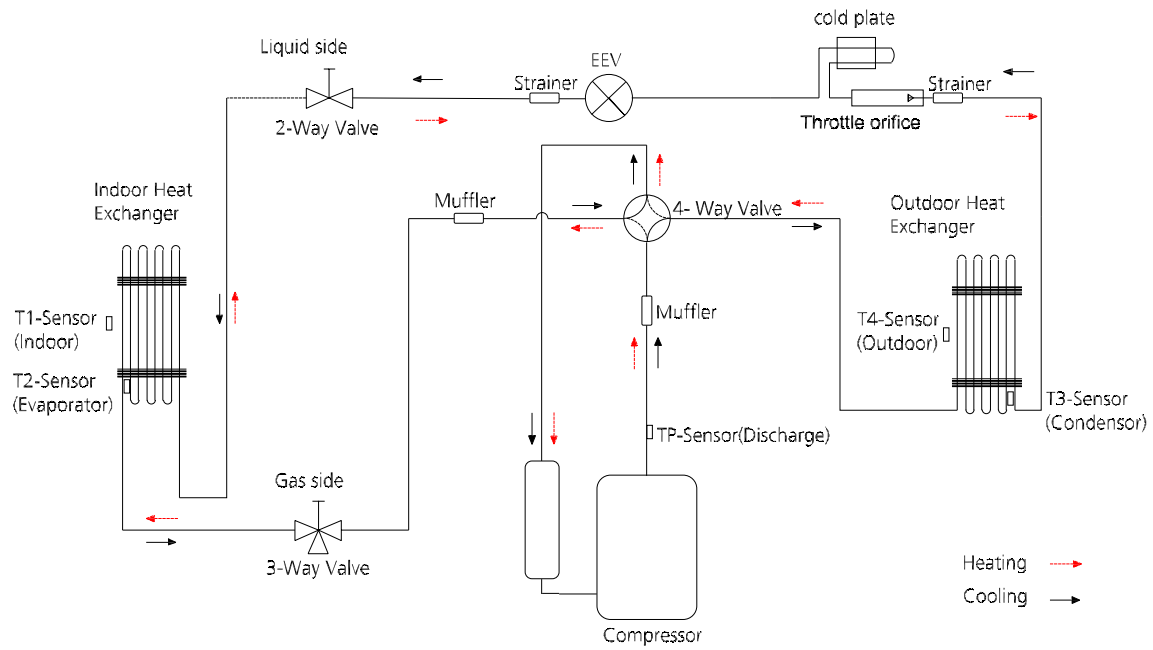
7. Refrigerant Cycle Diagrams



Model	Pipe Size (Diameter: ϕ) mm(inch)		Piping length (m/ft)		Elevation (m/ft)		Additional Refrigerant
	Gas	Liquid	Rated	Max.	Rated	Max.	
MOX230-09HFN8-QRD6GW	9.52(3/8)	6.35(1/4)	5/16.4	25/82	0	10/32.8	12g/m (0.13oz/ft)
MOX230-12HFN8-QRD6GW							
MOX301-18HFN8-QRD0GW	12.7(1/2)	6.35(1/4)	5/16.4	30/98.4	0	20/65.6	



Model	Pipe Size (Diameter:ø) mm(inch)		Piping length (m/ft)		Elevation (m/ft)		Additional Refrigerant
	Gas	Liquid	Rated	Max.	Rated	Max.	
MOX330-09HFN8-QRD6GW(GA)	9.52(3/8)	6.35(1/4)	5/16.4	25/82	0	10/32.8	12g/m (0.13oz/ft)
MOX330-12HFN8-QRD6GW(GA)							



Model	Pipe Size (Diameter:ø) mm(inch)		Piping length (m/ft)		Elevation (m/ft)		Additional Refrigerant
	Gas	Liquid	Rated	Max.	Rated	Max.	
MOX430-18HFN8-QRD0GW	12.7(1/2)	6.35(1/4)	5/16.4	30/98.4	0	20/65.6	12g/m (0.13oz/ft)
MOX430-24HFN8-QRD0GW	15.9(5/8)	9.52(3/8)	5/16.4	50/164	0	25/82	24g/m (0.26oz/ft)

8. Capacity Tables

8.1 Cooling

MSEPBU-09HRFN8-QRD6GW+MOX330-09HFN8-QRD6GW(GA)																		
INDOOR AIRFLOW (CMH)	OUTDOOR DB(C)	ID WB (C)	16.0				18.0				19.0				22.0			
		ID DB (C)	23.0	25.0	27.0	29.0	23.0	25.0	27.0	29.0	23.0	25.0	27.0	29.0	23.0	25.0	27.0	29.0
280	-15	TC	2.85	2.86	2.86	2.89	2.99	3.04	3.04	3.04	3.06	3.06	3.06	3.06	3.26	3.26	3.26	3.26
		S/T	0.67	0.73	0.80	0.86	0.55	0.61	0.68	0.73	0.49	0.56	0.62	0.68	0.37	0.42	0.48	0.54
		PI	0.40	0.40	0.40	0.40	0.40	0.40	0.40	0.40	0.40	0.40	0.40	0.40	0.40	0.40	0.40	0.40
	-10	TC	2.83	2.84	2.84	2.87	2.97	3.03	3.03	3.03	3.04	3.04	3.04	3.04	3.25	3.25	3.25	3.25
		S/T	0.67	0.74	0.81	0.86	0.55	0.62	0.68	0.74	0.49	0.56	0.62	0.68	0.37	0.43	0.49	0.54
		PI	0.40	0.40	0.40	0.40	0.40	0.40	0.40	0.40	0.40	0.40	0.40	0.40	0.40	0.40	0.40	0.40
	-5	TC	2.81	2.82	2.82	2.85	2.96	3.01	3.01	3.01	3.03	3.03	3.03	3.03	3.24	3.24	3.24	3.24
		S/T	0.67	0.74	0.81	0.87	0.56	0.62	0.68	0.74	0.50	0.57	0.62	0.68	0.37	0.43	0.49	0.55
		PI	0.40	0.40	0.40	0.40	0.40	0.40	0.40	0.40	0.40	0.40	0.40	0.40	0.40	0.40	0.40	0.40
	0	TC	2.80	2.81	2.81	2.84	2.95	3.00	3.00	3.00	3.02	3.02	3.02	3.02	3.24	3.24	3.24	3.24
		S/T	0.68	0.74	0.81	0.87	0.56	0.62	0.69	0.74	0.50	0.57	0.63	0.69	0.37	0.43	0.49	0.55
		PI	0.40	0.40	0.40	0.40	0.40	0.40	0.40	0.40	0.40	0.40	0.40	0.40	0.40	0.40	0.40	0.40
	5	TC	2.78	2.79	2.79	2.82	2.94	2.99	2.99	2.99	3.01	3.01	3.01	3.01	3.23	3.23	3.23	3.23
		S/T	0.68	0.75	0.82	0.88	0.56	0.62	0.69	0.75	0.50	0.57	0.63	0.69	0.37	0.43	0.49	0.55
		PI	0.41	0.40	0.40	0.41	0.40	0.40	0.40	0.40	0.40	0.40	0.40	0.40	0.41	0.41	0.41	0.41
	10	TC	2.77	2.78	2.78	2.81	2.93	2.98	2.98	2.98	3.00	3.00	3.00	3.00	3.22	3.22	3.22	3.22
		S/T	0.68	0.75	0.82	0.88	0.56	0.63	0.69	0.75	0.50	0.57	0.63	0.69	0.38	0.44	0.50	0.55
		PI	0.41	0.41	0.41	0.41	0.41	0.41	0.41	0.41	0.41	0.41	0.41	0.41	0.41	0.41	0.41	0.41
	15	TC	2.74	2.76	2.76	2.78	2.91	2.96	2.96	2.96	2.98	2.98	2.98	2.98	3.21	3.21	3.21	3.21
		S/T	0.69	0.76	0.83	0.89	0.57	0.63	0.70	0.76	0.51	0.58	0.64	0.70	0.38	0.44	0.50	0.56
		PI	0.42	0.42	0.42	0.42	0.42	0.42	0.42	0.42	0.42	0.42	0.42	0.42	0.42	0.42	0.42	0.42
	20	TC	2.71	2.72	2.72	2.75	2.88	2.87	2.87	2.87	2.95	2.95	2.95	2.95	3.18	3.18	3.18	3.18
		S/T	0.69	0.76	0.83	0.89	0.57	0.63	0.70	0.76	0.51	0.58	0.64	0.70	0.38	0.44	0.50	0.56
		PI	0.44	0.43	0.43	0.44	0.43	0.43	0.43	0.43	0.43	0.43	0.43	0.43	0.43	0.43	0.43	0.43
	25	TC	2.58	2.58	2.58	2.61	2.75	2.75	2.75	2.75	2.84	2.84	2.84	2.84	3.04	3.04	3.04	3.04
		S/T	0.69	0.77	0.84	0.91	0.57	0.64	0.71	0.77	0.51	0.58	0.64	0.71	0.38	0.44	0.50	0.56
		PI	0.48	0.48	0.48	0.48	0.48	0.48	0.48	0.48	0.48	0.48	0.48	0.48	0.48	0.48	0.48	0.48
	30	TC	2.47	2.47	2.47	2.49	2.61	2.61	2.61	2.61	2.70	2.70	2.70	2.70	2.90	2.90	2.90	2.90
		S/T	0.70	0.78	0.85	0.92	0.57	0.64	0.72	0.79	0.51	0.58	0.65	0.72	0.37	0.44	0.50	0.57
		PI	0.53	0.53	0.53	0.53	0.53	0.53	0.53	0.53	0.53	0.53	0.53	0.53	0.53	0.53	0.53	0.53
	35	TC	2.35	2.35	2.35	2.38	2.49	2.49	2.49	2.49	2.58	2.58	2.61	2.58	2.78	2.78	2.78	2.78
		S/T	0.71	0.79	0.87	0.94	0.57	0.65	0.72	0.80	0.51	0.58	0.66	0.73	0.37	0.44	0.50	0.57
		PI	0.58	0.58	0.58	0.58	0.58	0.58	0.58	0.58	0.58	0.58	0.58	0.58	0.58	0.58	0.58	0.58
	40	TC	2.20	2.20	2.21	2.24	2.34	2.34	2.34	2.34	2.42	2.42	2.43	2.42	2.62	2.62	2.62	2.62
		S/T	0.72	0.81	0.90	0.98	0.58	0.66	0.75	0.83	0.51	0.59	0.67	0.75	0.36	0.44	0.51	0.58
		PI	0.63	0.63	0.63	0.63	0.63	0.63	0.63	0.63	0.63	0.63	0.63	0.63	0.64	0.64	0.64	0.64
	46	TC	2.03	2.03	2.06	2.09	2.17	2.17	2.17	2.17	2.23	2.23	2.23	2.23	2.43	2.43	2.43	2.43
		S/T	0.73	0.82	0.91	1.00	0.58	0.67	0.76	0.84	0.52	0.60	0.68	0.77	0.36	0.44	0.51	0.59
		PI	0.70	0.70	0.70	0.70	0.70	0.70	0.70	0.70	0.70	0.70	0.70	0.70	0.71	0.71	0.71	0.71
	50	TC	1.91	1.91	1.94	1.97	2.03	2.03	2.03	2.03	2.11	2.11	2.11	2.11	2.29	2.29	2.29	2.29
		S/T	0.74	0.84	0.93	1.00	0.59	0.68	0.77	0.87	0.52	0.61	0.69	0.78	0.36	0.44	0.52	0.60
		PI	0.76	0.76	0.76	0.76	0.76	0.76	0.76	0.76	0.76	0.76	0.76	0.76	0.77	0.77	0.77	0.77

MSEPBU-09HRFN8-QRD6GW+MOX230-09HFN8-QRD6GW																			
INDOOR AIRFLOW (CMH)	OUTDOOR DB(C)	ID WB (C)	16.0				18.0				19.0				22.0				
		ID DB (C)	23.0	25.0	27.0	29.0	23.0	25.0	27.0	29.0	23.0	25.0	27.0	29.0	23.0	25.0	27.0	29.0	
280	-15	TC	2.85	2.86	2.86	2.89	2.99	3.04	3.04	3.04	3.06	3.06	3.06	3.06	3.26	3.26	3.26	3.26	
		S/T	0.67	0.73	0.80	0.86	0.55	0.61	0.68	0.73	0.49	0.56	0.62	0.68	0.37	0.42	0.48	0.54	
		PI	0.42	0.42	0.42	0.42	0.42	0.42	0.42	0.42	0.42	0.42	0.42	0.42	0.41	0.41	0.41	0.41	
	-10	TC	2.83	2.84	2.84	2.87	2.97	3.03	3.03	3.03	3.04	3.04	3.04	3.04	3.25	3.25	3.25	3.25	
		S/T	0.67	0.74	0.81	0.86	0.55	0.62	0.68	0.74	0.49	0.56	0.62	0.68	0.37	0.43	0.49	0.54	
		PI	0.41	0.42	0.42	0.41	0.42	0.42	0.42	0.42	0.42	0.42	0.42	0.42	0.41	0.41	0.41	0.41	
	-5	TC	2.81	2.82	2.82	2.85	2.96	3.01	3.01	3.01	3.03	3.03	3.03	3.03	3.24	3.24	3.24	3.24	
		S/T	0.67	0.74	0.81	0.87	0.56	0.62	0.68	0.74	0.50	0.57	0.62	0.68	0.37	0.43	0.49	0.55	
		PI	0.41	0.42	0.42	0.41	0.42	0.42	0.42	0.42	0.42	0.42	0.42	0.42	0.41	0.41	0.41	0.41	
	0	TC	2.80	2.81	2.81	2.84	2.95	3.00	3.00	3.00	3.02	3.02	3.02	3.02	3.24	3.24	3.24	3.24	
		S/T	0.68	0.74	0.81	0.87	0.56	0.62	0.69	0.74	0.50	0.57	0.63	0.69	0.37	0.43	0.49	0.55	
		PI	0.42	0.42	0.42	0.42	0.42	0.42	0.42	0.42	0.42	0.42	0.42	0.42	0.41	0.41	0.41	0.41	
	5	TC	2.78	2.79	2.79	2.82	2.94	2.99	2.99	2.99	3.01	3.01	3.01	3.01	3.23	3.23	3.23	3.23	
		S/T	0.68	0.75	0.82	0.88	0.56	0.62	0.69	0.75	0.50	0.57	0.63	0.69	0.37	0.43	0.49	0.55	
		PI	0.42	0.42	0.42	0.42	0.42	0.42	0.42	0.42	0.42	0.42	0.42	0.42	0.42	0.42	0.42	0.42	
	10	TC	2.77	2.78	2.78	2.81	2.93	2.98	2.98	2.98	3.00	3.00	3.00	3.00	3.22	3.22	3.22	3.22	
		S/T	0.68	0.75	0.82	0.88	0.56	0.63	0.69	0.75	0.50	0.57	0.63	0.69	0.38	0.44	0.50	0.55	
		PI	0.43	0.43	0.43	0.43	0.43	0.43	0.43	0.43	0.43	0.43	0.43	0.43	0.42	0.42	0.42	0.42	
	15	TC	2.74	2.76	2.76	2.78	2.91	2.96	2.96	2.96	2.98	2.98	2.98	2.98	3.21	3.21	3.21	3.21	
		S/T	0.69	0.76	0.83	0.89	0.57	0.63	0.70	0.76	0.51	0.58	0.64	0.70	0.38	0.44	0.50	0.56	
		PI	0.44	0.44	0.44	0.44	0.44	0.44	0.44	0.44	0.44	0.44	0.44	0.44	0.43	0.43	0.43	0.43	
	20	TC	2.71	2.72	2.72	2.75	2.88	2.87	2.87	2.87	2.95	2.95	2.95	2.95	3.18	3.18	3.18	3.18	
		S/T	0.69	0.76	0.83	0.89	0.57	0.63	0.70	0.76	0.51	0.58	0.64	0.70	0.38	0.44	0.50	0.56	
		PI	0.45	0.45	0.45	0.45	0.45	0.45	0.45	0.45	0.45	0.45	0.45	0.45	0.44	0.44	0.44	0.44	
	25	TC	2.58	2.58	2.58	2.61	2.75	2.75	2.75	2.75	2.84	2.84	2.84	2.84	3.04	3.04	3.04	3.04	
		S/T	0.69	0.77	0.84	0.91	0.57	0.64	0.71	0.77	0.51	0.58	0.64	0.71	0.38	0.44	0.50	0.56	
		PI	0.50	0.50	0.50	0.50	0.50	0.50	0.50	0.50	0.50	0.50	0.50	0.50	0.50	0.50	0.50	0.50	
	30	TC	2.47	2.47	2.47	2.49	2.61	2.61	2.61	2.61	2.70	2.70	2.70	2.70	2.90	2.90	2.90	2.90	
		S/T	0.70	0.78	0.85	0.92	0.57	0.64	0.72	0.79	0.51	0.58	0.65	0.72	0.37	0.44	0.50	0.57	
		PI	0.54	0.54	0.54	0.54	0.55	0.55	0.55	0.55	0.55	0.55	0.55	0.55	0.55	0.55	0.55	0.55	
	35	TC	2.35	2.35	2.35	2.38	2.49	2.49	2.49	2.49	2.58	2.58	2.61	2.58	2.78	2.78	2.78	2.78	
		S/T	0.71	0.79	0.87	0.94	0.57	0.65	0.72	0.80	0.51	0.58	0.66	0.73	0.37	0.44	0.50	0.57	
		PI	0.60	0.60	0.60	0.60	0.60	0.60	0.60	0.60	0.60	0.60	0.60	0.60	0.60	0.60	0.60	0.60	
	40	TC	2.20	2.20	2.21	2.24	2.34	2.34	2.34	2.34	2.42	2.42	2.43	2.42	2.62	2.62	2.62	2.62	
		S/T	0.72	0.81	0.90	0.98	0.58	0.66	0.75	0.83	0.51	0.59	0.67	0.75	0.36	0.44	0.51	0.58	
		PI	0.66	0.66	0.66	0.66	0.66	0.66	0.66	0.66	0.66	0.66	0.66	0.66	0.66	0.66	0.66	0.66	
	46	TC	2.03	2.03	2.06	2.09	2.17	2.17	2.17	2.17	2.23	2.23	2.23	2.23	2.43	2.43	2.43	2.43	
		S/T	0.73	0.82	0.91	1.00	0.58	0.67	0.76	0.84	0.52	0.60	0.68	0.77	0.36	0.44	0.51	0.59	
		PI	0.73	0.73	0.73	0.73	0.74	0.74	0.74	0.74	0.74	0.74	0.74	0.74	0.74	0.74	0.74	0.74	
	50	TC	1.91	1.91	1.94	1.97	2.03	2.03	2.03	2.03	2.11	2.11	2.11	2.11	2.29	2.29	2.29	2.29	
		S/T	0.74	0.84	0.93	1.00	0.59	0.68	0.77	0.87	0.52	0.61	0.69	0.78	0.36	0.44	0.52	0.60	
		PI	0.80	0.80	0.80	0.80	0.80	0.80	0.80	0.80	0.80	0.80	0.80	0.80	0.81	0.81	0.81	0.81	
	360	-15	TC	2.92	2.92	2.95	2.98	3.04	3.04	3.04	3.04	3.12	3.12	3.12	3.12	3.32	3.32	3.32	3.32
			S/T	0.70	0.78	0.98	1.00	0.56	0.64	0.72	0.80	0.49	0.57	0.65	0.72	0.35	0.42	0.49	0.56
			PI	0.43	0.43	0.43	0.43	0.42	0.42	0.42	0.42	0.42	0.42	0.42	0.42	0.42	0.42	0.42	0.42
		-10	TC	2.90	2.90	2.93	2.96	3.03	3.03	3.03	3.03	3.10	3.10	3.10	3.10	3.31	3.31	3.31	3.31
			S/T	0.70	0.79	0.99	1.00	0.56	0.64	0.73	0.81	0.49	0.57	0.65	0.73	0.35	0.43	0.49	0.56
			PI	0.42	0.42	0.42	0.42	0.42	0.42	0.42	0.42	0.42	0.42	0.42	0.42	0.42	0.42	0.42	0.42
-5		TC	2.88	2.88	2.91	2.94	3.01	3.01	3.01	3.01	3.09	3.09	3.09	3.09	3.30	3.30	3.30	3.30	
		S/T	0.70	0.79	0.99	1.00	0.57	0.64	0.73	0.81	0.50	0.58	0.65	0.73	0.35	0.43	0.50	0.57	
		PI	0.42	0.42	0.42	0.42	0.42	0.42	0.42	0.42	0.42	0.42	0.42	0.42	0.42	0.42	0.42	0.42	
0		TC	2.87	2.87	2.90	2.93	3.00	3.00	3.00	3.00	3.08	3.08	3.08	3.08	3.30	3.30	3.30	3.30	
		S/T	0.71	0.79	1.00	1.00	0.57	0.65	0.74	0.81	0.50	0.58	0.66	0.74	0.35	0.43	0.50	0.57	
		PI	0.42	0.42	0.42	0.42	0.42	0.42	0.42	0.42	0.42	0.42	0.42	0.42	0.42	0.42	0.42	0.42	
5		TC	2.86	2.86	2.88	2.91	2.99	2.99	2.99	2.99	3.07	3.07	3.07	3.07	3.29	3.29	3.29	3.29	
		S/T	0.71	0.80	1.00	1.00	0.57	0.65	0.74	0.82	0.50	0.58	0.66	0.74	0.35	0.43	0.50	0.57	
		PI	0.43	0.43	0.43	0.43	0.42	0.42	0.42	0.42	0.42	0.42	0.42	0.42	0.42	0.42	0.42	0.42	
10		TC	2.84	2.84	2.87	2.90	2.98	2.98	2.98	2.98	3.06	3.06	3.06	3.06	3.28	3.28	3.28	3.28	
		S/T	0.71	0.80	1.00	1.00	0.57	0.65	0.74	0.82	0.50	0.58	0.66	0.74	0.36	0.44	0.50	0.57	
		PI	0.44	0.44	0.44	0.44	0.43	0.43	0.43	0.43	0.43	0.43	0.43	0.43	0.43	0.43	0.43	0.43	
15		TC	2.81	2.81	2.84	2.87	2.96	2.96	2.96	2.96	3.04	3.04	3.04	3.04	3.27	3.27	3.27	3.27	
		S/T	0.72	0.81	0.89	0.97	0.58	0.66	0.75	0.83	0.51	0.59	0.67	0.75	0.36	0.44	0.51	0.58	
		PI	0.45	0.45	0.45	0.45	0.44	0.44	0.44	0.44	0.44	0.44	0.44	0.44	0.44	0.44	0.44	0.44	
20		TC	2.78	2.78	2.81	2.84	2.93	2.93	2.93	2.93	3.01	3.01	3.01	3.01	3.24	3.24	3.24	3.24	
		S/T	0.72	0.81	0.89	0.97	0.58	0.66	0.75	0.83	0.51	0.59	0.67	0.75	0.36	0.44	0.51	0.58	
		PI	0.46	0.46	0.46	0.46	0.45	0.45	0.45	0.45	0.45	0.45	0.45	0.45	0.45	0.45	0.45	0.45	
25		TC	2.64	2.64	2.67	2.70	2.81	2.81	2.81	2.81	2.90	2.90	2.90	2.90	3.10	3.10	3.10	3.10	
		S/T	0.73	0.82	0.91	0.99	0.58	0.67	0.76	0.84	0.52	0.60	0.68	0.77	0.36	0.44	0.51	0.59	
		PI	0.50	0.50	0.50	0.50	0.50	0.50	0.50	0.50	0.50	0.50	0.50	0.50	0.50	0.50	0.50	0.50	
30		TC	2.52	2.52	2.55	2.58	2.67	2.67	2.67	2.67	2.75	2.75	2.75	2.75	2.98	2.98	2.98	2.98	
		S/T	0.74	0.84	0.93	1.00	0.59	0.68	0.77	0.86	0.52	0.61	0.69	0.78	0.36	0.44	0.52	0.60	
		PI	0.55	0.55	0.55	0.55	0.55	0.55	0.55	0.55	0.55	0.55	0.55	0.55	0.55	0.56	0.56	0.56	
35		TC	2.38	2.38	2.41	2.44	2.55	2.55	2.55	2.55	2.64	2.64	2.67	2.64	2.84	2.84	2.84	2.84	
		S/T	0.75	0.85	0.95	1.00	0.59	0.69	0.78	0.88	0.52	0.61	0.70	0.79	0.35	0.44	0.52	0.61	
		PI	0.60	0.60															

530	-15	TC	2.98	3.01	3.04	3.07	3.13	3.13	3.13	3.16	3.21	3.21	3.21	3.21	3.41	3.41	3.41	3.41
		S/T	0.78	0.90	1.00	1.00	0.60	0.71	0.83	0.98	0.52	0.63	0.74	0.85	0.33	0.42	0.53	0.64
		PI	0.43	0.43	0.43	0.43	0.43	0.43	0.43	0.43	0.43	0.43	0.43	0.43	0.43	0.43	0.43	0.43
	-10	TC	2.96	2.99	3.02	3.05	3.12	3.12	3.12	3.14	3.19	3.19	3.19	3.19	3.39	3.39	3.39	3.39
		S/T	0.79	0.90	1.00	1.00	0.60	0.72	0.83	0.98	0.52	0.63	0.75	0.85	0.33	0.43	0.53	0.64
		PI	0.42	0.42	0.42	0.42	0.42	0.42	0.42	0.42	0.43	0.43	0.43	0.43	0.43	0.43	0.43	0.43
	-5	TC	2.94	2.97	3.00	3.03	3.10	3.10	3.10	3.13	3.18	3.18	3.18	3.18	3.39	3.39	3.39	3.39
		S/T	0.79	0.91	1.00	1.00	0.60	0.72	0.84	0.99	0.53	0.63	0.75	0.86	0.33	0.43	0.54	0.64
		PI	0.42	0.42	0.42	0.42	0.42	0.42	0.42	0.42	0.43	0.43	0.43	0.43	0.43	0.43	0.43	0.43
	0	TC	2.93	2.96	2.99	3.02	3.09	3.09	3.09	3.12	3.17	3.17	3.17	3.17	3.38	3.38	3.38	3.38
		S/T	0.79	0.91	1.00	1.00	0.61	0.73	0.84	0.99	0.53	0.64	0.75	0.86	0.33	0.43	0.54	0.65
		PI	0.42	0.42	0.42	0.42	0.43	0.43	0.43	0.43	0.43	0.43	0.43	0.43	0.43	0.43	0.43	0.43
	5	TC	2.91	2.94	2.97	3.00	3.08	3.08	3.08	3.11	3.16	3.16	3.16	3.16	3.38	3.38	3.38	3.38
		S/T	0.80	0.92	1.00	1.00	0.61	0.73	0.85	1.00	0.53	0.64	0.76	0.87	0.33	0.43	0.54	0.65
		PI	0.43	0.43	0.43	0.43	0.43	0.43	0.43	0.43	0.43	0.43	0.43	0.43	0.43	0.43	0.43	0.43
	10	TC	2.90	2.93	2.95	2.98	3.07	3.07	3.07	3.09	3.15	3.15	3.15	3.15	3.37	3.37	3.37	3.37
		S/T	0.80	0.92	1.00	1.00	0.61	0.73	0.85	1.00	0.53	0.64	0.76	0.87	0.34	0.44	0.54	0.65
		PI	0.44	0.44	0.44	0.44	0.44	0.44	0.44	0.44	0.44	0.44	0.44	0.44	0.44	0.44	0.44	0.44
15	TC	2.87	2.90	2.93	2.96	3.04	3.04	3.04	3.07	3.13	3.13	3.13	3.13	3.36	3.36	3.36	3.36	
	S/T	0.81	0.93	1.00	1.00	0.62	0.74	0.86	0.97	0.54	0.65	0.77	0.88	0.34	0.44	0.55	0.66	
	PI	0.45	0.45	0.45	0.45	0.45	0.45	0.45	0.45	0.45	0.45	0.45	0.45	0.45	0.45	0.45	0.45	
20	TC	2.84	2.87	2.90	2.93	3.01	3.01	3.01	3.04	3.10	3.10	3.10	3.10	3.33	3.33	3.33	3.33	
	S/T	0.81	0.93	1.00	1.00	0.62	0.74	0.86	0.97	0.54	0.65	0.77	0.88	0.34	0.44	0.55	0.66	
	PI	0.46	0.46	0.46	0.46	0.46	0.46	0.46	0.46	0.46	0.46	0.46	0.46	0.46	0.46	0.46	0.46	
25	TC	2.70	2.73	2.75	2.78	2.87	2.87	2.87	2.90	2.96	2.96	2.96	2.98	3.18	3.18	3.18	3.18	
	S/T	0.83	0.96	1.00	1.00	0.63	0.76	0.88	1.00	0.54	0.66	0.78	0.90	0.33	0.45	0.56	0.67	
	PI	0.51	0.51	0.51	0.51	0.51	0.51	0.51	0.51	0.51	0.51	0.51	0.51	0.51	0.51	0.51	0.51	
30	TC	2.58	2.61	2.64	2.67	2.73	2.73	2.75	2.78	2.81	2.81	2.81	2.84	3.04	3.04	3.04	3.04	
	S/T	0.84	0.98	1.00	1.00	0.64	0.77	0.90	1.00	0.55	0.67	0.80	0.92	0.33	0.45	0.57	0.68	
	PI	0.56	0.56	0.56	0.56	0.56	0.56	0.56	0.56	0.56	0.56	0.56	0.56	0.57	0.57	0.57	0.57	
35	TC	2.44	2.47	2.50	2.52	2.61	2.61	2.64	2.67	2.70	2.70	2.73	2.75	2.90	2.90	2.90	2.90	
	S/T	0.87	1.00	1.00	1.00	0.65	0.79	0.92	1.00	0.55	0.68	0.81	0.94	0.33	0.45	0.57	0.70	
	PI	0.62	0.62	0.62	0.62	0.62	0.62	0.62	0.62	0.62	0.62	0.62	0.62	0.62	0.62	0.62	0.62	
40	TC	2.26	2.29	2.32	2.34	2.42	2.42	2.44	2.47	2.50	2.50	2.52	2.54	2.70	2.70	2.70	2.70	
	S/T	0.91	1.00	1.00	1.00	0.67	0.82	0.96	1.00	0.57	0.71	0.86	1.00	0.32	0.46	0.59	0.90	
	PI	0.68	0.68	0.68	0.68	0.68	0.68	0.68	0.68	0.68	0.68	0.68	0.68	0.69	0.69	0.69	0.69	
46	TC	2.09	2.12	2.15	2.18	2.23	2.23	2.26	2.29	2.32	2.32	2.32	2.34	2.51	2.51	2.51	2.51	
	S/T	0.93	1.00	1.00	1.00	0.68	0.84	0.99	1.00	0.57	0.72	0.87	1.00	0.32	0.46	0.60	0.92	
	PI	0.76	0.76	0.76	0.76	0.76	0.76	0.76	0.76	0.76	0.76	0.76	0.76	0.77	0.77	0.77	0.77	
50	TC	1.98	2.01	2.03	2.06	2.12	2.12	2.15	2.18	2.18	2.18	2.20	2.23	2.37	2.37	2.37	2.37	
	S/T	0.95	1.00	1.00	1.00	0.70	0.86	1.00	1.00	0.58	0.74	0.90	1.00	0.32	0.47	0.61	0.97	
	PI	0.82	0.82	0.82	0.82	0.83	0.83	0.83	0.83	0.83	0.83	0.83	0.83	0.83	0.83	0.83	0.83	

TC:Total Cooling Capacity (kW)

S/T:Sensible Cooling Capacity Ratio

PI:Power Input(kW)

Note: The table shows the case where the operation frequency of a compressor is fixed.

MSEPBU-12HRFN8-QRD6GW+MOX330-12HFN8-QRD6GW(GA)																			
INDOOR AIRFLOW (CMH)	OUTDOOR DB(C)	ID WB (C)	16.0				18.0				19.0				22.0				
			ID DB (C)	23.0	25.0	27.0	29.0	23.0	25.0	27.0	29.0	23.0	25.0	27.0	29.0	23.0	25.0	27.0	29.0
290	-15	TC	3.71	3.72	3.72	3.72	3.90	3.96	3.96	3.96	4.00	4.00	4.00	4.00	4.25	4.25	4.25	4.25	
		S/T	0.65	0.70	0.75	0.81	0.55	0.60	0.66	0.70	0.50	0.55	0.60	0.65	0.40	0.44	0.48	0.53	
		PI	0.58	0.59	0.59	0.58	0.58	0.58	0.58	0.58	0.58	0.58	0.58	0.58	0.58	0.58	0.58	0.58	0.58
	-10	TC	3.68	3.70	3.70	3.70	3.87	3.93	3.93	3.93	3.98	3.98	3.98	3.98	4.23	4.23	4.23	4.23	
		S/T	0.65	0.71	0.76	0.82	0.55	0.60	0.66	0.71	0.50	0.55	0.60	0.65	0.40	0.45	0.49	0.53	
		PI	0.58	0.58	0.58	0.58	0.58	0.58	0.58	0.58	0.58	0.58	0.58	0.58	0.58	0.58	0.58	0.58	0.58
	-5	TC	3.66	3.67	3.67	3.67	3.86	3.92	3.92	3.92	3.96	3.96	3.96	3.96	4.22	4.22	4.22	4.22	
		S/T	0.65	0.71	0.76	0.82	0.56	0.61	0.66	0.71	0.51	0.56	0.60	0.65	0.40	0.45	0.49	0.54	
		PI	0.58	0.58	0.58	0.58	0.57	0.57	0.57	0.57	0.58	0.58	0.58	0.58	0.58	0.58	0.58	0.58	0.58
	0	TC	3.64	3.66	3.66	3.66	3.85	3.91	3.91	3.91	3.95	3.95	3.95	3.95	4.22	4.22	4.22	4.22	
		S/T	0.66	0.72	0.76	0.82	0.56	0.61	0.67	0.72	0.51	0.56	0.61	0.66	0.40	0.45	0.49	0.54	
		PI	0.58	0.58	0.58	0.58	0.58	0.58	0.58	0.58	0.58	0.58	0.58	0.58	0.58	0.58	0.58	0.58	0.58
	5	TC	3.62	3.64	3.64	3.64	3.83	3.89	3.89	3.89	3.94	3.94	3.94	3.94	4.21	4.21	4.21	4.21	
		S/T	0.66	0.72	0.77	0.83	0.56	0.61	0.67	0.72	0.51	0.56	0.61	0.66	0.40	0.45	0.49	0.54	
		PI	0.59	0.59	0.59	0.59	0.58	0.58	0.58	0.58	0.58	0.58	0.58	0.58	0.59	0.59	0.59	0.59	0.59
	10	TC	3.60	3.61	3.61	3.61	3.81	3.87	3.87	3.87	3.92	3.92	3.92	3.92	4.20	4.20	4.20	4.20	
		S/T	0.66	0.72	0.77	0.83	0.56	0.62	0.67	0.72	0.51	0.56	0.61	0.66	0.41	0.46	0.50	0.54	
		PI	0.60	0.60	0.60	0.60	0.59	0.59	0.59	0.59	0.59	0.59	0.59	0.59	0.59	0.59	0.59	0.59	0.59
	15	TC	3.57	3.59	3.59	3.59	3.79	3.85	3.85	3.85	3.90	3.90	3.90	3.90	4.19	4.19	4.19	4.19	
		S/T	0.67	0.73	0.78	0.84	0.57	0.62	0.68	0.73	0.52	0.57	0.62	0.67	0.41	0.46	0.50	0.55	
		PI	0.61	0.61	0.61	0.61	0.60	0.60	0.60	0.60	0.61	0.61	0.61	0.61	0.61	0.61	0.61	0.61	0.61
	20	TC	3.53	3.54	3.54	3.54	3.75	3.75	3.75	3.75	3.86	3.86	3.86	3.86	4.15	4.15	4.15	4.15	
		S/T	0.67	0.73	0.78	0.84	0.57	0.62	0.68	0.73	0.52	0.57	0.62	0.67	0.41	0.46	0.50	0.55	
		PI	0.63	0.64	0.64	0.63	0.63	0.63	0.63	0.63	0.63	0.63	0.63	0.63	0.63	0.63	0.63	0.63	0.63
	25	TC	3.37	3.37	3.37	3.37	3.57	3.57	3.57	3.57	3.69	3.69	3.69	3.69	3.98	3.98	3.98	3.98	
		S/T	0.68	0.73	0.79	0.85	0.57	0.62	0.68	0.73	0.52	0.57	0.63	0.68	0.40	0.45	0.50	0.55	
		PI	0.69	0.69	0.69	0.69	0.69	0.69	0.69	0.69	0.69	0.69	0.69	0.69	0.69	0.69	0.69	0.69	0.69
	30	TC	3.20	3.20	3.20	3.20	3.43	3.43	3.43	3.43	3.52	3.52	3.52	3.52	3.80	3.80	3.80	3.80	
		S/T	0.68	0.74	0.80	0.86	0.57	0.63	0.68	0.74	0.52	0.57	0.63	0.68	0.40	0.45	0.50	0.55	
		PI	0.76	0.76	0.76	0.76	0.76	0.76	0.76	0.76	0.76	0.76	0.76	0.76	0.77	0.77	0.77	0.77	
	35	TC	3.05	3.05	3.05	3.05	3.26	3.26	3.26	3.26	3.34	3.34	3.34	3.34	3.60	3.60	3.60	3.60	
		S/T	0.68	0.75	0.81	0.87	0.57	0.63	0.69	0.75	0.51	0.57	0.63	0.69	0.39	0.45	0.50	0.55	
		PI	0.83	0.83	0.83	0.83	0.84	0.84	0.84	0.84	0.84	0.84	0.84	0.84	0.84	0.84	0.84	0.84	0.84
	40	TC	2.89	2.89	2.89	2.91	3.09	3.09	3.09	3.09	3.18	3.18	3.21	3.18	3.43	3.43	3.43	3.43	
		S/T	0.69	0.76	0.83	0.90	0.57	0.63	0.70	0.77	0.51	0.58	0.64	0.70	0.38	0.44	0.50	0.56	
		PI	0.92	0.92	0.92	0.92	0.93	0.93	0.93	0.93	0.93	0.93	0.93	0.93	0.93	0.93	0.93	0.93	0.93
	46	TC	2.67	2.67	2.67	2.70	2.87	2.87	2.87	2.87	2.96	2.96	2.96	2.96	3.19	3.19	3.19	3.19	
		S/T	0.70	0.77	0.84	0.91	0.57	0.64	0.71	0.78	0.51	0.58	0.64	0.71	0.38	0.44	0.50	0.56	
		PI	1.03	1.03	1.03	1.03	1.03	1.03	1.03	1.03	1.04	1.04	1.04	1.04	1.04	1.04	1.04	1.04	1.04
	50	TC	2.53	2.53	2.53	2.55	2.70	2.70	2.70	2.70	2.79	2.79	2.79	2.79	3.02	3.02	3.02	3.02	
		S/T	0.70	0.78	0.86	0.93	0.57	0.65	0.72	0.79	0.51	0.58	0.65	0.72	0.37	0.44	0.50	0.57	
		PI	1.12	1.12	1.12	1.12	1.12	1.12	1.12	1.12	1.12	1.12	1.12	1.12	1.13	1.13	1.13	1.13	
	380	-15	TC	3.78	3.78	3.78	3.81	3.96	3.96	3.96	3.96	4.06	4.06	4.06	4.06	4.31	4.31	4.31	4.31
			S/T	0.67	0.73	0.98	1.00	0.55	0.62	0.68	0.74	0.49	0.56	0.62	0.69	0.37	0.42	0.48	0.54
			PI	0.59	0.59	0.59	0.59	0.60	0.60	0.60	0.60	0.60	0.60	0.60	0.60	0.60	0.60	0.60	0.60
		-10	TC	3.76	3.76	3.76	3.79	3.93	3.93	3.93	3.93	4.04	4.04	4.04	4.04	4.29	4.29	4.29	4.29
			S/T	0.67	0.74	0.99	1.00	0.55	0.62	0.68	0.75	0.49	0.56	0.62	0.69	0.37	0.43	0.49	0.54
			PI	0.59	0.59	0.59	0.59	0.59	0.59	0.59	0.59	0.59	0.59	0.59	0.59	0.60	0.60	0.60	0.60
-5		TC	3.73	3.73	3.73	3.76	3.92	3.92	3.92	3.92	4.02	4.02	4.02	4.02	4.28	4.28	4.28	4.28	
		S/T	0.67	0.74	0.99	1.00	0.56	0.62	0.68	0.75	0.50	0.57	0.62	0.69	0.37	0.43	0.49	0.55	
		PI	0.59	0.59	0.59	0.59	0.59	0.59	0.59	0.59	0.59	0.59	0.59	0.59	0.60	0.60	0.60	0.60	
0		TC	3.72	3.72	3.72	3.75	3.91	3.91	3.91	3.91	4.01	4.01	4.01	4.01	4.28	4.28	4.28	4.28	
		S/T	0.68	0.74	1.00	1.00	0.56	0.63	0.69	0.75	0.50	0.57	0.63	0.70	0.37	0.43	0.49	0.55	
		PI	0.59	0.59	0.59	0.59	0.60	0.60	0.60	0.60	0.60	0.60	0.60	0.60	0.60	0.60	0.60	0.60	0.60
5		TC	3.70	3.70	3.70	3.73	3.89	3.89	3.89	3.89	4.00	4.00	4.00	4.00	4.27	4.27	4.27	4.27	
		S/T	0.68	0.75	1.00	1.00	0.56	0.63	0.69	0.76	0.50	0.57	0.63	0.70	0.37	0.43	0.49	0.55	
		PI	0.60	0.60	0.60	0.60	0.60	0.60	0.60	0.60	0.60	0.60	0.60	0.60	0.61	0.61	0.61	0.61	
10		TC	3.67	3.67	3.67	3.70	3.87	3.87	3.87	3.87	3.98	3.98	3.98	3.98	4.26	4.26	4.26	4.26	
		S/T	0.68	0.75	1.00	1.00	0.56	0.63	0.69	0.76	0.50	0.57	0.63	0.70	0.38	0.44	0.50	0.55	
		PI	0.61	0.61	0.61	0.61	0.61	0.61	0.61	0.61	0.61	0.61	0.61	0.61	0.61	0.61	0.61	0.61	0.61
15		TC	3.64	3.64	3.64	3.67	3.85	3.85	3.85	3.85	3.96	3.96	3.96	3.96	4.25	4.25	4.25	4.25	
		S/T	0.69	0.76	0.83	0.90	0.57	0.64	0.70	0.77	0.51	0.58	0.64	0.71	0.38	0.44	0.50	0.56	
		PI	0.62	0.62	0.62	0.62	0.62	0.62	0.62	0.62	0.62	0.62	0.62	0.62	0.63	0.63	0.63	0.63	0.63
20		TC	3.60	3.60	3.60	3.63	3.81	3.81	3.81	3.81	3.92	3.92	3.92	3.92	4.21	4.21	4.21	4.21	
		S/T	0.69	0.76	0.83	0.90	0.57	0.64	0.70	0.77	0.51	0.58	0.64	0.71	0.38	0.44	0.50	0.56	
		PI	0.65	0.65	0.65	0.65	0.65	0.65	0.65	0.65	0.65	0.65	0.65	0.65	0.65	0.65	0.65	0.65	0.65
25		TC	3.43	3.43	3.43	3.46	3.63	3.63	3.63	3.63	3.75	3.75	3.75	3.75	4.04	4.04	4.04	4.04	
		S/T	0.70	0.77	0.85	0.92	0.57	0.64	0.71	0.78	0.51	0.58	0.65	0.72	0.38	0.44	0.50	0.57	
		PI	0.71	0.71	0.71	0.71	0.71	0.71	0.71	0.71	0.71	0.71	0.71	0.71	0.71	0.71	0.71	0.71	0.71
30		TC	3.26	3.26	3.26	3.29	3.49	3.49	3.49	3.49	3.57	3.57	3.57	3.57	3.86	3.86	3.86	3.86	
		S/T	0.70	0.78	0.86	0.94	0.57	0.65	0.72	0.79	0.51	0.58	0.66	0.73	0.37	0.44	0.50	0.57	
		PI	0.78	0.78	0.78	0.78	0.78	0.78	0.78	0.78	0.78	0.78	0.78	0.78	0.79	0.79	0.79	0.79	0.79
35		TC	3.11	3.11	3.11	3.14	3.32	3.32	3.32	3.32	3.40	3.40	3.46	3.40	3.66	3.66	3.66	3.66	
		S/T	0.71	0.79	0.88	0.95	0.58	0.65	0.73	0.81	0.51	0.59	0.66	0.74	0.37	0.44	0.51	0.58	
		PI	0.85	0.85	0.85	0													

560	-15	TC	3.84	3.84	3.87	3.90	4.02	4.02	4.02	4.05	4.12	4.12	4.12	4.12	4.40	4.40	4.40	4.40
		S/T	0.73	0.83	1.00	1.00	0.58	0.67	0.76	0.98	0.50	0.60	0.69	0.78	0.34	0.42	0.51	0.59
		PI	0.61	0.61	0.61	0.61	0.60	0.60	0.60	0.60	0.60	0.60	0.60	0.60	0.60	0.61	0.61	0.61
	-10	TC	3.82	3.82	3.85	3.88	3.99	3.99	3.99	4.02	4.10	4.10	4.10	4.10	4.38	4.38	4.38	4.38
		S/T	0.74	0.83	1.00	1.00	0.58	0.67	0.77	0.98	0.50	0.60	0.69	0.79	0.34	0.43	0.51	0.59
		PI	0.61	0.61	0.61	0.61	0.60	0.60	0.60	0.60	0.60	0.60	0.60	0.60	0.61	0.61	0.61	0.61
	-5	TC	3.79	3.79	3.82	3.85	3.98	3.98	3.98	4.01	4.08	4.08	4.08	4.08	4.37	4.37	4.37	4.37
		S/T	0.74	0.84	1.00	1.00	0.59	0.67	0.77	0.99	0.51	0.60	0.69	0.79	0.34	0.43	0.52	0.59
		PI	0.61	0.61	0.61	0.61	0.60	0.60	0.60	0.60	0.60	0.60	0.60	0.60	0.61	0.61	0.61	0.61
	0	TC	3.77	3.77	3.80	3.83	3.96	3.96	3.96	3.99	4.07	4.07	4.07	4.07	4.37	4.37	4.37	4.37
		S/T	0.74	0.84	1.00	1.00	0.59	0.68	0.77	0.99	0.51	0.61	0.70	0.79	0.34	0.43	0.52	0.60
		PI	0.61	0.61	0.61	0.61	0.60	0.60	0.60	0.60	0.61	0.61	0.61	0.61	0.61	0.61	0.61	0.61
	5	TC	3.76	3.76	3.79	3.82	3.95	3.95	3.95	3.98	4.06	4.06	4.06	4.06	4.36	4.36	4.36	4.36
		S/T	0.75	0.85	1.00	1.00	0.59	0.68	0.78	1.00	0.51	0.61	0.70	0.80	0.34	0.43	0.52	0.60
		PI	0.62	0.62	0.62	0.62	0.61	0.61	0.61	0.61	0.61	0.61	0.61	0.61	0.61	0.61	0.61	0.61
	10	TC	3.73	3.73	3.76	3.79	3.93	3.93	3.93	3.96	4.04	4.04	4.04	4.04	4.35	4.35	4.35	4.35
		S/T	0.75	0.85	1.00	1.00	0.59	0.68	0.78	1.00	0.51	0.61	0.70	0.80	0.35	0.44	0.52	0.60
		PI	0.63	0.63	0.63	0.63	0.62	0.62	0.62	0.62	0.62	0.62	0.62	0.62	0.62	0.62	0.62	0.62
15	TC	3.70	3.70	3.73	3.76	3.90	3.90	3.90	3.93	4.02	4.02	4.02	4.02	4.33	4.33	4.33	4.33	
	S/T	0.76	0.86	0.96	1.00	0.60	0.69	0.79	0.89	0.52	0.62	0.71	0.81	0.35	0.44	0.53	0.61	
	PI	0.64	0.64	0.64	0.64	0.63	0.63	0.63	0.63	0.63	0.63	0.63	0.63	0.64	0.64	0.64	0.64	
20	TC	3.66	3.66	3.69	3.72	3.86	3.86	3.86	3.89	3.98	3.98	3.98	3.98	4.30	4.30	4.30	4.30	
	S/T	0.76	0.86	0.96	1.00	0.60	0.69	0.79	0.89	0.52	0.62	0.71	0.81	0.35	0.44	0.53	0.61	
	PI	0.66	0.66	0.66	0.66	0.66	0.66	0.66	0.66	0.66	0.66	0.66	0.66	0.66	0.66	0.66	0.66	
25	TC	3.49	3.49	3.52	3.55	3.69	3.69	3.69	3.72	3.81	3.81	3.81	3.81	4.09	4.09	4.09	4.09	
	S/T	0.77	0.88	0.98	1.00	0.60	0.71	0.81	0.91	0.53	0.62	0.72	0.82	0.35	0.44	0.53	0.62	
	PI	0.73	0.73	0.73	0.73	0.73	0.73	0.73	0.73	0.73	0.73	0.73	0.73	0.73	0.73	0.73	0.73	
30	TC	3.32	3.34	3.37	3.40	3.55	3.55	3.55	3.57	3.63	3.63	3.63	3.63	3.92	3.92	3.92	3.92	
	S/T	0.78	0.89	1.00	1.00	0.61	0.71	0.82	0.92	0.53	0.63	0.74	0.84	0.34	0.44	0.54	0.63	
	PI	0.80	0.80	0.80	0.80	0.80	0.80	0.80	0.80	0.80	0.80	0.80	0.80	0.80	0.80	0.80	0.80	
35	TC	3.14	3.17	3.20	3.23	3.37	3.37	3.37	3.40	3.46	3.46	3.52	3.46	3.75	3.75	3.75	3.75	
	S/T	0.80	0.92	1.00	1.00	0.62	0.73	0.84	0.95	0.53	0.64	0.75	0.86	0.34	0.44	0.54	0.64	
	PI	0.87	0.87	0.87	0.87	0.88	0.88	0.88	0.88	0.88	0.88	0.88	0.88	0.88	0.88	0.88	0.88	
40	TC	2.92	2.95	2.98	3.01	3.14	3.14	3.15	3.18	3.22	3.22	3.25	3.24	3.50	3.50	3.50	3.50	
	S/T	0.83	0.95	1.00	1.00	0.63	0.76	0.88	1.00	0.54	0.66	0.78	0.89	0.33	0.45	0.56	0.90	
	PI	0.97	0.97	0.97	0.97	0.97	0.97	0.97	0.97	0.97	0.97	0.97	0.97	0.98	0.98	0.98	0.98	
46	TC	2.71	2.73	2.76	2.79	2.90	2.90	2.93	2.96	2.99	2.99	2.99	3.02	3.25	3.25	3.25	3.25	
	S/T	0.85	0.98	1.00	1.00	0.64	0.77	0.89	1.00	0.55	0.67	0.80	0.92	0.33	0.45	0.56	0.92	
	PI	1.08	1.08	1.08	1.08	1.08	1.08	1.08	1.08	1.08	1.08	1.08	1.08	1.09	1.09	1.09	1.09	
50	TC	2.56	2.59	2.62	2.65	2.73	2.73	2.76	2.79	2.82	2.82	2.82	2.85	3.05	3.05	3.05	3.05	
	S/T	0.87	1.00	1.00	1.00	0.65	0.79	0.92	1.00	0.55	0.69	0.82	0.95	0.33	0.45	0.57	0.97	
	PI	1.17	1.17	1.17	1.17	1.17	1.17	1.17	1.17	1.18	1.18	1.18	1.18	1.19	1.19	1.19	1.19	

TC:Total Cooling Capacity (kW)

S/T:Sensible Cooling Capacity Ratio

PI:Power Input(kW)

Note: The table shows the case where the operation frequency of a compressor is fixed.

MSEPB-U-12HRFN8-QRD6GW+MOX230-12HFN8-QRD6GW																		
INDOOR AIRFLOW (CMH)	OUTDOOR DB(°C)	ID WB (°C)	16.0				18.0				19.0				22.0			
		ID DB (°C)	23.0	25.0	27.0	29.0	23.0	25.0	27.0	29.0	23.0	25.0	27.0	29.0	23.0	25.0	27.0	29.0
290	-15	TC	3.71	3.72	3.72	3.72	3.90	3.96	3.96	3.96	4.00	4.00	4.00	4.00	4.25	4.25	4.25	4.25
		S/T	0.65	0.70	0.75	0.81	0.55	0.60	0.66	0.70	0.50	0.55	0.60	0.65	0.40	0.44	0.48	0.53
		PI	0.62	0.62	0.62	0.62	0.62	0.62	0.62	0.62	0.62	0.62	0.62	0.62	0.62	0.62	0.62	0.62
	-10	TC	3.68	3.70	3.70	3.70	3.87	3.93	3.93	3.93	3.98	3.98	3.98	3.98	4.23	4.23	4.23	4.23
		S/T	0.65	0.71	0.76	0.82	0.55	0.60	0.66	0.71	0.50	0.55	0.60	0.65	0.40	0.45	0.49	0.53
		PI	0.62	0.61	0.61	0.62	0.62	0.62	0.62	0.62	0.62	0.62	0.62	0.62	0.62	0.62	0.62	0.62
	-5	TC	3.66	3.67	3.67	3.67	3.86	3.92	3.92	3.92	3.96	3.96	3.96	3.96	4.22	4.22	4.22	4.22
		S/T	0.65	0.71	0.76	0.82	0.56	0.61	0.66	0.71	0.51	0.56	0.60	0.65	0.40	0.45	0.49	0.54
		PI	0.62	0.61	0.61	0.62	0.61	0.61	0.61	0.61	0.62	0.62	0.62	0.62	0.62	0.62	0.62	0.62
	0	TC	3.64	3.66	3.66	3.66	3.85	3.91	3.91	3.91	3.95	3.95	3.95	3.95	4.22	4.22	4.22	4.22
		S/T	0.66	0.72	0.76	0.82	0.56	0.61	0.67	0.72	0.51	0.56	0.61	0.66	0.40	0.45	0.49	0.54
		PI	0.62	0.61	0.61	0.62	0.62	0.62	0.62	0.62	0.62	0.62	0.62	0.62	0.62	0.62	0.62	0.62
	5	TC	3.62	3.64	3.64	3.64	3.83	3.89	3.89	3.89	3.94	3.94	3.94	3.94	4.21	4.21	4.21	4.21
		S/T	0.66	0.72	0.77	0.83	0.56	0.61	0.67	0.72	0.51	0.56	0.61	0.66	0.40	0.45	0.49	0.54
		PI	0.63	0.62	0.62	0.63	0.62	0.62	0.62	0.62	0.62	0.62	0.62	0.62	0.63	0.63	0.63	0.63
	10	TC	3.60	3.61	3.61	3.61	3.81	3.87	3.87	3.87	3.92	3.92	3.92	3.92	4.20	4.20	4.20	4.20
		S/T	0.66	0.72	0.77	0.83	0.56	0.62	0.67	0.72	0.51	0.56	0.61	0.66	0.41	0.46	0.50	0.54
		PI	0.64	0.63	0.63	0.64	0.63	0.63	0.63	0.63	0.63	0.63	0.63	0.63	0.64	0.64	0.64	0.64
	15	TC	3.57	3.59	3.59	3.59	3.79	3.85	3.85	3.85	3.90	3.90	3.90	3.90	4.19	4.19	4.19	4.19
		S/T	0.67	0.73	0.78	0.84	0.57	0.62	0.68	0.73	0.52	0.57	0.62	0.67	0.41	0.46	0.50	0.55
		PI	0.65	0.65	0.65	0.65	0.65	0.65	0.65	0.65	0.65	0.65	0.65	0.65	0.65	0.65	0.65	0.65
	20	TC	3.53	3.54	3.54	3.54	3.75	3.75	3.75	3.75	3.86	3.86	3.86	3.86	4.15	4.15	4.15	4.15
		S/T	0.67	0.73	0.78	0.84	0.57	0.62	0.68	0.73	0.52	0.57	0.62	0.67	0.41	0.46	0.50	0.55
		PI	0.67	0.67	0.67	0.67	0.67	0.67	0.67	0.67	0.67	0.67	0.67	0.67	0.67	0.67	0.67	0.67
	25	TC	3.37	3.37	3.37	3.37	3.57	3.57	3.57	3.57	3.69	3.69	3.69	3.69	3.98	3.98	3.98	3.98
		S/T	0.68	0.73	0.79	0.85	0.57	0.62	0.68	0.73	0.52	0.57	0.63	0.68	0.40	0.45	0.50	0.55
		PI	0.74	0.74	0.74	0.74	0.74	0.74	0.74	0.74	0.74	0.74	0.74	0.74	0.74	0.74	0.74	0.74
	30	TC	3.20	3.20	3.20	3.20	3.43	3.43	3.43	3.43	3.52	3.52	3.52	3.52	3.80	3.80	3.80	3.80
		S/T	0.68	0.74	0.80	0.86	0.57	0.63	0.68	0.74	0.52	0.57	0.63	0.68	0.40	0.45	0.50	0.55
		PI	0.82	0.82	0.82	0.82	0.82	0.82	0.82	0.82	0.82	0.82	0.82	0.82	0.82	0.82	0.82	0.82
	35	TC	3.05	3.05	3.05	3.05	3.26	3.26	3.26	3.26	3.34	3.34	3.40	3.34	3.60	3.60	3.60	3.60
		S/T	0.68	0.75	0.81	0.87	0.57	0.63	0.69	0.75	0.51	0.57	0.63	0.69	0.39	0.45	0.50	0.55
		PI	0.89	0.89	0.89	0.89	0.90	0.90	0.90	0.90	0.90	0.90	0.90	0.90	0.90	0.90	0.90	0.90
	40	TC	2.89	2.89	2.89	2.91	3.09	3.09	3.09	3.09	3.18	3.18	3.21	3.18	3.43	3.43	3.43	3.43
		S/T	0.69	0.76	0.83	0.90	0.57	0.63	0.70	0.77	0.51	0.58	0.64	0.70	0.38	0.44	0.50	0.56
		PI	0.98	0.98	0.98	0.98	0.98	0.98	0.98	0.98	0.99	0.99	0.99	0.99	0.99	0.99	0.99	0.99
	46	TC	2.67	2.67	2.67	2.70	2.87	2.87	2.87	2.87	2.96	2.96	2.96	2.96	3.19	3.19	3.19	3.19
		S/T	0.70	0.77	0.84	0.91	0.57	0.64	0.71	0.78	0.51	0.58	0.64	0.71	0.38	0.44	0.50	0.56
		PI	1.09	1.09	1.09	1.09	1.09	1.09	1.09	1.09	1.10	1.10	1.10	1.10	1.11	1.11	1.11	1.11
	50	TC	2.53	2.53	2.53	2.55	2.70	2.70	2.70	2.70	2.79	2.79	2.79	2.79	3.02	3.02	3.02	3.02
		S/T	0.70	0.78	0.86	0.93	0.57	0.65	0.72	0.79	0.51	0.58	0.65	0.72	0.37	0.44	0.50	0.57
		PI	1.18	1.18	1.18	1.18	1.19	1.19	1.19	1.19	1.19	1.19	1.19	1.19	1.20	1.20	1.20	1.20

380	-15	TC	3.78	3.78	3.78	3.81	3.96	3.96	3.96	3.96	4.06	4.06	4.06	4.06	4.31	4.31	4.31	4.31
		S/T	0.67	0.73	0.98	1.00	0.55	0.62	0.68	0.74	0.49	0.56	0.62	0.69	0.37	0.42	0.48	0.54
		PI	0.63	0.63	0.63	0.63	0.63	0.63	0.63	0.63	0.63	0.63	0.63	0.63	0.63	0.63	0.63	0.63
	-10	TC	3.76	3.76	3.76	3.79	3.93	3.93	3.93	3.93	4.04	4.04	4.04	4.04	4.29	4.29	4.29	4.29
		S/T	0.67	0.74	0.99	1.00	0.55	0.62	0.68	0.75	0.49	0.56	0.62	0.69	0.37	0.43	0.49	0.54
		PI	0.63	0.63	0.63	0.63	0.62	0.62	0.62	0.62	0.63	0.63	0.63	0.63	0.63	0.63	0.63	0.63
	-5	TC	3.73	3.73	3.73	3.76	3.92	3.92	3.92	3.92	4.02	4.02	4.02	4.02	4.28	4.28	4.28	4.28
		S/T	0.67	0.74	0.99	1.00	0.56	0.62	0.68	0.75	0.50	0.57	0.62	0.69	0.37	0.43	0.49	0.55
		PI	0.63	0.63	0.63	0.63	0.62	0.62	0.62	0.62	0.63	0.63	0.63	0.63	0.63	0.63	0.63	0.63
	0	TC	3.72	3.72	3.72	3.75	3.91	3.91	3.91	3.91	4.01	4.01	4.01	4.01	4.28	4.28	4.28	4.28
		S/T	0.68	0.74	1.00	1.00	0.56	0.63	0.69	0.75	0.50	0.57	0.63	0.70	0.37	0.43	0.49	0.55
		PI	0.63	0.63	0.63	0.63	0.63	0.63	0.63	0.63	0.63	0.63	0.63	0.63	0.63	0.63	0.63	0.63
	5	TC	3.70	3.70	3.70	3.73	3.89	3.89	3.89	3.89	4.00	4.00	4.00	4.00	4.27	4.27	4.27	4.27
		S/T	0.68	0.75	1.00	1.00	0.56	0.63	0.69	0.76	0.50	0.57	0.63	0.70	0.37	0.43	0.49	0.55
		PI	0.64	0.64	0.64	0.64	0.63	0.63	0.63	0.63	0.63	0.63	0.63	0.63	0.64	0.64	0.64	0.64
	10	TC	3.67	3.67	3.67	3.70	3.87	3.87	3.87	3.87	3.98	3.98	3.98	3.98	4.26	4.26	4.26	4.26
		S/T	0.68	0.75	1.00	1.00	0.56	0.63	0.69	0.76	0.50	0.57	0.63	0.70	0.38	0.44	0.50	0.55
		PI	0.65	0.65	0.65	0.65	0.64	0.64	0.64	0.64	0.64	0.64	0.64	0.64	0.65	0.65	0.65	0.65
	15	TC	3.64	3.64	3.64	3.67	3.85	3.85	3.85	3.85	3.96	3.96	3.96	3.96	4.25	4.25	4.25	4.25
		S/T	0.69	0.76	0.83	0.90	0.57	0.64	0.70	0.77	0.51	0.58	0.64	0.71	0.38	0.44	0.50	0.56
		PI	0.67	0.67	0.67	0.67	0.66	0.66	0.66	0.66	0.66	0.66	0.66	0.66	0.66	0.66	0.66	0.66
	20	TC	3.60	3.60	3.60	3.63	3.81	3.81	3.81	3.81	3.92	3.92	3.92	3.92	4.21	4.21	4.21	4.21
		S/T	0.69	0.76	0.83	0.90	0.57	0.64	0.70	0.77	0.51	0.58	0.64	0.71	0.38	0.44	0.50	0.56
		PI	0.69	0.69	0.69	0.69	0.68	0.68	0.68	0.68	0.68	0.68	0.68	0.68	0.68	0.68	0.68	0.68
25	TC	3.43	3.43	3.43	3.46	3.63	3.63	3.63	3.63	3.75	3.75	3.75	3.75	4.04	4.04	4.04	4.04	
	S/T	0.70	0.77	0.85	0.92	0.57	0.64	0.71	0.78	0.51	0.58	0.65	0.72	0.38	0.44	0.50	0.57	
	PI	0.76	0.76	0.76	0.76	0.76	0.76	0.76	0.76	0.76	0.76	0.76	0.76	0.76	0.76	0.76	0.76	0.76
30	TC	3.26	3.26	3.26	3.29	3.49	3.49	3.49	3.49	3.57	3.57	3.57	3.57	3.86	3.86	3.86	3.86	
	S/T	0.70	0.78	0.86	0.94	0.57	0.65	0.72	0.79	0.51	0.58	0.66	0.73	0.37	0.44	0.50	0.57	
	PI	0.83	0.83	0.83	0.83	0.83	0.83	0.83	0.83	0.83	0.83	0.83	0.83	0.84	0.84	0.84	0.84	
35	TC	3.11	3.11	3.11	3.14	3.32	3.32	3.32	3.32	3.40	3.40	3.46	3.40	3.66	3.66	3.66	3.66	
	S/T	0.71	0.79	0.88	0.95	0.58	0.65	0.73	0.81	0.51	0.59	0.66	0.74	0.37	0.44	0.51	0.58	
	PI	0.91	0.91	0.91	0.91	0.91	0.91	0.91	0.91	0.91	0.91	0.91	0.91	0.91	0.91	0.91	0.91	0.91
40	TC	2.89	2.89	2.91	2.94	3.08	3.08	3.08	3.08	3.17	3.17	3.20	3.17	3.42	3.42	3.42	3.42	
	S/T	0.73	0.82	0.91	0.99	0.58	0.67	0.75	0.84	0.52	0.60	0.68	0.76	0.36	0.44	0.51	0.59	
	PI	1.01	1.01	1.01	1.01	1.01	1.01	1.01	1.01	1.01	1.01	1.01	1.01	1.01	1.01	1.01	1.01	1.01
46	TC	2.68	2.68	2.71	2.73	2.85	2.85	2.85	2.85	2.93	2.93	2.93	2.93	3.19	3.19	3.19	3.19	
	S/T	0.74	0.83	0.92	1.00	0.59	0.68	0.76	0.85	0.52	0.60	0.69	0.78	0.36	0.44	0.52	0.59	
	PI	1.12	1.12	1.12	1.12	1.12	1.12	1.12	1.12	1.13	1.13	1.13	1.13	1.13	1.13	1.13	1.13	1.13
50	TC	2.51	2.51	2.53	2.56	2.68	2.68	2.68	2.68	2.76	2.76	2.76	2.76	3.02	3.02	3.02	3.02	
	S/T	0.75	0.85	0.95	1.00	0.59	0.69	0.78	0.88	0.52	0.61	0.70	0.79	0.35	0.44	0.52	0.91	
	PI	1.21	1.21	1.21	1.21	1.22	1.22	1.22	1.22	1.22	1.22	1.22	1.22	1.23	1.23	1.23	1.23	1.23
560	-15	TC	3.84	3.84	3.87	3.90	4.02	4.02	4.02	4.05	4.12	4.12	4.12	4.12	4.40	4.40	4.40	4.40
		S/T	0.73	0.83	1.00	1.00	0.58	0.67	0.76	0.98	0.50	0.60	0.69	0.78	0.34	0.42	0.51	0.59
		PI	0.64	0.64	0.64	0.64	0.64	0.64	0.64	0.64	0.64	0.64	0.64	0.64	0.64	0.64	0.64	0.64
	-10	TC	3.82	3.82	3.85	3.88	3.99	3.99	3.99	3.99	4.02	4.10	4.10	4.10	4.38	4.38	4.38	4.38
		S/T	0.74	0.83	1.00	1.00	0.58	0.67	0.77	0.98	0.50	0.60	0.69	0.79	0.34	0.43	0.51	0.59
		PI	0.64	0.64	0.64	0.64	0.63	0.63	0.63	0.63	0.63	0.63	0.63	0.63	0.64	0.64	0.64	0.64
	-5	TC	3.79	3.79	3.82	3.85	3.98	3.98	3.98	3.98	4.01	4.08	4.08	4.08	4.37	4.37	4.37	4.37
		S/T	0.74	0.84	1.00	1.00	0.59	0.67	0.77	0.99	0.51	0.60	0.69	0.79	0.34	0.43	0.52	0.59
		PI	0.64	0.64	0.64	0.64	0.63	0.63	0.63	0.63	0.63	0.63	0.63	0.63	0.64	0.64	0.64	0.64
	0	TC	3.77	3.77	3.80	3.83	3.96	3.96	3.96	3.99	4.07	4.07	4.07	4.07	4.37	4.37	4.37	4.37
		S/T	0.74	0.84	1.00	1.00	0.59	0.68	0.77	0.99	0.51	0.61	0.70	0.79	0.34	0.43	0.52	0.60
		PI	0.64	0.64	0.64	0.64	0.64	0.64	0.64	0.64	0.64	0.64	0.64	0.64	0.64	0.64	0.64	0.64
	5	TC	3.76	3.76	3.79	3.82	3.95	3.95	3.95	3.98	4.06	4.06	4.06	4.06	4.36	4.36	4.36	4.36
		S/T	0.75	0.85	1.00	1.00	0.59	0.68	0.78	1.00	0.51	0.61	0.70	0.80	0.34	0.43	0.52	0.60
		PI	0.65	0.65	0.65	0.65	0.64	0.64	0.64	0.64	0.64	0.64	0.64	0.64	0.65	0.65	0.65	0.65
	10	TC	3.73	3.73	3.76	3.79	3.93	3.93	3.93	3.96	4.04	4.04	4.04	4.04	4.35	4.35	4.35	4.35
		S/T	0.75	0.85	1.00	1.00	0.59	0.68	0.78	1.00	0.51	0.61	0.70	0.80	0.35	0.44	0.52	0.60
		PI	0.66	0.66	0.66	0.66	0.65	0.65	0.65	0.65	0.65	0.65	0.65	0.65	0.65	0.65	0.65	0.65
	15	TC	3.70	3.70	3.73	3.76	3.90	3.90	3.90	3.93	4.02	4.02	4.02	4.02	4.33	4.33	4.33	4.33
		S/T	0.76	0.86	0.96	1.00	0.60	0.69	0.79	0.89	0.52	0.62	0.71	0.81	0.35	0.44	0.53	0.61
		PI	0.68	0.68	0.68	0.68	0.67	0.67	0.67	0.67	0.67	0.67	0.67	0.67	0.67	0.67	0.67	0.67
	20	TC	3.66	3.66	3.69	3.72	3.86	3.86	3.86	3.89	3.98	3.98	3.98	3.98	4.30	4.30	4.30	4.30
		S/T	0.76	0.86	0.96	1.00	0.60	0.69	0.79	0.89	0.52	0.62	0.71	0.81	0.35	0.44	0.53	0.61
		PI	0.70	0.70	0.70	0.70	0.69	0.69	0.69	0.69	0.69	0.69	0.69	0.69	0.69	0.69	0.69	0.69
25	TC	3.49	3.49	3.52	3.55	3.69	3.69	3.69	3.72	3.81	3.81	3.81	3.81	4.09	4.09	4.09	4.09	
	S/T	0.77	0.88	0.98	1.00	0.60	0.71	0.81	0.91	0.53	0.62	0.72	0.82	0.35	0.44	0.53	0.62	
	PI	0.77	0.77	0.77	0.77	0.77	0.77	0.77	0.77	0.77	0.77	0.77	0.77	0.77	0.77	0.77	0.77	0.77
30	TC	3.32	3.34	3.37	3.40	3.55	3.55	3.55	3.57	3.63	3.63	3.63	3.63	3.92	3.92	3.92	3.92	
	S/T	0.78	0.89	1.00	1.00	0.61	0.71	0.82	0.92	0.53	0.63	0.74	0.84	0.34	0.44	0.54	0.63	
	PI	0.84	0.84	0.84	0.84	0.85	0.85	0.85	0.85	0.85	0.85	0.85	0.85	0.85	0.85	0.85	0.85	0.85
35	TC	3.14	3.17	3.20	3.23	3.37	3.37	3.37	3.40	3.46	3.46	3.52	3.46	3.75	3.75	3.75	3.75	
	S/T	0.80	0.92	1.00	1.00	0.62	0.73	0.84	0.95	0.53	0.64	0.75	0.86	0.34	0.44	0.54	0.64	
	PI	0.92	0.92	0.92	0.92	0.93	0.93	0.93	0.93	0.93	0.93	0.93	0.93	0.93	0.93	0.93	0.93	0.93
40	TC	2.92	2.95	2.98	3.01	3.14	3.14	3.15	3.18	3.22	3.22	3.25	3.24	3.50	3.50	3.50	3.50	
	S/T	0.83	0.95	1.00	1.00	0.63</												

MSEPCU-18HRFN8-QRDOGW+MOX430-18HRFN8-QRDOGW																			
INDOOR AIRFLOW (CMH)	OUTDOOR DB(C)	ID WB (C)	16.0				18.0				19.0				22.0				
		ID DB (C)	23.0	25.0	27.0	29.0	23.0	25.0	27.0	29.0	23.0	25.0	27.0	29.0	23.0	25.0	27.0	29.0	
400	-15	TC	5.50	5.50	5.50	5.50	5.78	5.90	5.90	5.90	5.93	5.93	5.93	5.93	6.28	6.28	6.28	6.28	
		S/T	0.65	0.70	0.74	0.79	0.55	0.60	0.65	0.70	0.51	0.56	0.60	0.65	0.41	0.44	0.49	0.53	
		PI	0.88	0.88	0.88	0.88	0.88	0.88	0.88	0.88	0.87	0.87	0.87	0.87	0.87	0.87	0.87	0.87	
	-10	TC	5.46	5.47	5.47	5.47	5.75	5.87	5.87	5.87	5.90	5.90	5.90	5.90	6.25	6.25	6.25	6.25	
		S/T	0.65	0.70	0.75	0.80	0.55	0.60	0.65	0.70	0.51	0.56	0.60	0.65	0.41	0.45	0.49	0.53	
		PI	0.87	0.87	0.87	0.87	0.87	0.87	0.87	0.87	0.87	0.87	0.87	0.87	0.87	0.87	0.87	0.87	
	-5	TC	5.43	5.43	5.43	5.43	5.73	5.85	5.85	5.85	5.88	5.88	5.88	5.88	6.24	6.24	6.24	6.24	
		S/T	0.65	0.70	0.75	0.80	0.56	0.61	0.65	0.70	0.52	0.57	0.60	0.65	0.41	0.45	0.50	0.54	
		PI	0.87	0.87	0.87	0.87	0.87	0.87	0.87	0.87	0.87	0.87	0.87	0.87	0.87	0.87	0.87	0.87	
	0	TC	5.40	5.41	5.41	5.41	5.71	5.83	5.83	5.83	5.87	5.87	5.87	5.87	6.23	6.23	6.23	6.23	
		S/T	0.66	0.71	0.75	0.80	0.56	0.61	0.66	0.71	0.52	0.57	0.61	0.66	0.41	0.45	0.50	0.54	
		PI	0.87	0.87	0.87	0.87	0.88	0.88	0.88	0.88	0.87	0.87	0.87	0.87	0.88	0.88	0.88	0.88	
	5	TC	5.38	5.38	5.38	5.38	5.68	5.80	5.80	5.80	5.85	5.85	5.85	5.85	6.23	6.23	6.23	6.23	
		S/T	0.66	0.71	0.76	0.81	0.56	0.61	0.66	0.71	0.52	0.57	0.61	0.66	0.41	0.45	0.50	0.54	
		PI	0.88	0.88	0.88	0.88	0.88	0.88	0.88	0.88	0.88	0.88	0.88	0.88	0.88	0.88	0.88	0.88	
	10	TC	5.34	5.35	5.35	5.35	5.66	5.78	5.78	5.78	5.82	5.82	5.82	5.82	6.21	6.21	6.21	6.21	
		S/T	0.66	0.71	0.76	0.81	0.56	0.62	0.66	0.71	0.52	0.57	0.61	0.66	0.42	0.46	0.50	0.54	
		PI	0.90	0.90	0.90	0.90	0.90	0.90	0.90	0.90	0.89	0.89	0.89	0.89	0.89	0.89	0.89	0.89	
	15	TC	5.30	5.30	5.30	5.30	5.62	5.74	5.74	5.74	5.79	5.79	5.79	5.79	6.19	6.19	6.19	6.19	
		S/T	0.67	0.72	0.77	0.82	0.57	0.62	0.67	0.72	0.53	0.58	0.62	0.67	0.42	0.46	0.51	0.55	
		PI	0.92	0.92	0.92	0.92	0.92	0.92	0.92	0.92	0.91	0.91	0.91	0.91	0.91	0.91	0.91	0.91	
	20	TC	5.24	5.24	5.24	5.24	5.56	5.66	5.66	5.66	5.73	5.73	5.73	5.73	6.13	6.13	6.13	6.13	
		S/T	0.67	0.72	0.77	0.82	0.57	0.62	0.67	0.72	0.53	0.58	0.62	0.67	0.42	0.46	0.51	0.55	
		PI	0.95	0.95	0.95	0.95	0.95	0.95	0.95	0.95	0.94	0.94	0.94	0.94	0.94	0.94	0.94	0.94	
	25	TC	4.99	4.99	4.99	4.99	5.30	5.30	5.30	5.30	5.47	5.47	5.47	5.47	5.87	5.87	5.87	5.87	
		S/T	0.67	0.73	0.78	0.83	0.57	0.62	0.67	0.72	0.53	0.57	0.62	0.67	0.41	0.46	0.50	0.55	
		PI	1.05	1.05	1.05	1.05	1.05	1.05	1.05	1.05	1.05	1.05	1.05	1.05	1.05	1.05	1.05	1.05	
	30	TC	4.76	4.76	4.76	4.76	5.07	5.07	5.07	5.07	5.22	5.22	5.22	5.22	5.62	5.62	5.62	5.62	
		S/T	0.67	0.73	0.79	0.84	0.57	0.62	0.68	0.73	0.52	0.57	0.62	0.67	0.41	0.45	0.50	0.55	
		PI	1.15	1.15	1.15	1.15	1.15	1.15	1.15	1.15	1.15	1.15	1.15	1.15	1.15	1.15	1.15	1.15	
	35	TC	4.53	4.53	4.53	4.53	4.81	4.81	4.81	4.81	4.96	4.96	4.96	4.96	5.36	5.36	5.36	5.36	
		S/T	0.68	0.74	0.79	0.85	0.57	0.62	0.68	0.74	0.52	0.57	0.63	0.68	0.40	0.45	0.50	0.55	
		PI	1.25	1.25	1.25	1.25	1.26	1.26	1.26	1.26	1.26	1.26	1.26	1.26	1.27	1.27	1.27	1.27	
	40	TC	4.28	4.28	4.28	4.29	4.55	4.55	4.55	4.55	4.70	4.70	4.70	4.70	5.07	5.07	5.07	5.07	
		S/T	0.68	0.75	0.81	0.88	0.57	0.63	0.69	0.75	0.51	0.57	0.63	0.69	0.39	0.44	0.50	0.55	
		PI	1.38	1.38	1.38	1.38	1.39	1.39	1.39	1.39	1.39	1.39	1.39	1.39	1.40	1.40	1.40	1.40	
	46	TC	3.97	3.97	3.97	4.00	4.22	4.22	4.22	4.22	4.37	4.37	4.37	4.37	4.71	4.71	4.71	4.71	
		S/T	0.69	0.75	0.82	0.89	0.57	0.63	0.70	0.76	0.51	0.57	0.64	0.70	0.39	0.44	0.50	0.56	
		PI	1.53	1.53	1.53	1.53	1.54	1.54	1.54	1.54	1.54	1.54	1.54	1.54	1.56	1.56	1.56	1.56	
	50	TC	3.71	3.71	3.71	3.74	3.97	3.97	3.97	3.97	4.11	4.11	4.11	4.11	4.45	4.45	4.45	4.45	
		S/T	0.69	0.77	0.84	0.91	0.57	0.64	0.70	0.77	0.51	0.58	0.64	0.71	0.38	0.44	0.50	0.56	
		PI	1.66	1.66	1.66	1.66	1.67	1.67	1.67	1.67	1.67	1.67	1.67	1.67	1.69	1.69	1.69	1.69	
	580	-15	TC	5.62	5.62	5.62	5.68	5.90	5.90	5.90	5.90	6.06	6.06	6.06	6.06	6.43	6.43	6.43	6.43
			S/T	0.67	0.74	0.98	1.00	0.55	0.62	0.69	0.75	0.49	0.56	0.62	0.69	0.37	0.42	0.48	0.54
			PI	0.90	0.90	0.90	0.90	0.90	0.90	0.90	0.90	0.90	0.90	0.90	0.90	0.89	0.89	0.89	0.89
		-10	TC	5.59	5.59	5.59	5.65	5.87	5.87	5.87	5.87	6.03	6.03	6.03	6.03	6.40	6.40	6.40	6.40
			S/T	0.67	0.75	0.99	1.00	0.55	0.62	0.69	0.76	0.49	0.56	0.62	0.69	0.37	0.43	0.49	0.54
			PI	0.89	0.89	0.89	0.89	0.90	0.90	0.90	0.90	0.90	0.90	0.90	0.90	0.89	0.89	0.89	0.89
-5		TC	5.56	5.56	5.56	5.62	5.85	5.85	5.85	5.85	6.00	6.00	6.00	6.00	6.39	6.39	6.39	6.39	
		S/T	0.67	0.75	0.99	1.00	0.56	0.62	0.69	0.76	0.50	0.57	0.62	0.69	0.37	0.43	0.49	0.55	
		PI	0.89	0.89	0.89	0.89	0.89	0.89	0.89	0.89	0.90	0.90	0.90	0.90	0.89	0.89	0.89	0.89	
0		TC	5.53	5.53	5.53	5.59	5.83	5.83	5.83	5.83	5.99	5.99	5.99	5.99	6.38	6.38	6.38	6.38	
		S/T	0.68	0.75	1.00	1.00	0.56	0.63	0.70	0.76	0.50	0.57	0.63	0.70	0.37	0.43	0.49	0.55	
		PI	0.90	0.90	0.90	0.90	0.90	0.90	0.90	0.90	0.90	0.90	0.90	0.90	0.90	0.90	0.90	0.90	
5		TC	5.50	5.50	5.50	5.56	5.80	5.80	5.80	5.80	5.97	5.97	5.97	5.97	6.38	6.38	6.38	6.38	
		S/T	0.68	0.76	1.00	1.00	0.56	0.63	0.70	0.77	0.50	0.57	0.63	0.70	0.37	0.43	0.49	0.55	
		PI	0.90	0.90	0.90	0.90	0.91	0.91	0.91	0.91	0.91	0.91	0.91	0.91	0.90	0.90	0.90	0.90	
10		TC	5.47	5.47	5.47	5.53	5.78	5.78	5.78	5.78	5.94	5.94	5.94	5.94	6.36	6.36	6.36	6.36	
		S/T	0.68	0.76	1.00	1.00	0.56	0.63	0.70	0.77	0.50	0.57	0.63	0.70	0.38	0.44	0.50	0.55	
		PI	0.92	0.92	0.92	0.92	0.92	0.92	0.92	0.92	0.92	0.92	0.92	0.92	0.92	0.92	0.92	0.92	
15		TC	5.42	5.42	5.42	5.48	5.74	5.74	5.74	5.74	5.91	5.91	5.91	5.91	6.33	6.33	6.33	6.33	
		S/T	0.69	0.77	0.84	0.91	0.57	0.64	0.71	0.78	0.51	0.58	0.64	0.71	0.38	0.44	0.50	0.56	
		PI	0.94	0.94	0.94	0.94	0.94	0.94	0.94	0.94	0.94	0.94	0.94	0.94	0.94	0.94	0.94	0.94	
20		TC	5.36	5.36	5.36	5.42	5.68	5.68	5.68	5.68	5.85	5.85	5.85	5.85	6.28	6.28	6.28	6.28	
		S/T	0.69	0.77	0.84	0.91	0.57	0.64	0.71	0.78	0.51	0.58	0.64	0.71	0.38	0.44	0.50	0.56	
		PI	0.97	0.97	0.97	0.97	0.97	0.97	0.97	0.97	0.97	0.97	0.97	0.97	0.96	0.96	0.96	0.96	
25		TC	5.10	5.10	5.10	5.16	5.42	5.42	5.42	5.42	5.59	5.59	5.59	5.59	6.02	6.02	6.02	6.02	
		S/T	0.70	0.78	0.85	0.92	0.57	0.64	0.71	0.79	0.51	0.58	0.65	0.72	0.37	0.44	0.50	0.57	
		PI	1.07	1.07	1.07	1.07	1.07	1.07	1.07	1.07	1.07	1.07	1.07	1.07	1.07	1.07	1.07	1.07	
30		TC	4.87	4.87	4.87	4.93	5.19	5.19	5.19	5.19	5.33	5.33	5.33	5.33	5.76	5.76	5.76	5.76	
		S/T	0.71	0.79	0.87	0.94	0.57	0.65	0.72	0.80	0.51	0.59	0.66	0.73	0.37	0.44	0.50	0.57	
		PI	1.18	1.18	1.18	1.18	1.18	1.18	1.18	1.18	1.18	1.18	1.18	1.18	1.19	1.19	1.19	1.19	
35		TC	4.62	4.62	4.62	4.67	4.93	4.93	4.93	4.93	5.07	5.07	5.16	5.07	5.48	5.48	5.48	5.48	
		S/T	0.72	0.80	0.88	0.96	0.58	0.66	0.73	0.81	0.51	0.59	0.66						

685	-15	TC	5.74	5.74	5.74	5.80	6.05	6.05	6.05	6.05	6.20	6.20	6.20	6.20	6.57	6.57	6.57	6.57
		S/T	0.69	0.77	1.00	1.00	0.56	0.64	0.70	0.98	0.49	0.57	0.65	0.71	0.36	0.42	0.49	0.56
		PI	0.92	0.92	0.92	0.92	0.91	0.91	0.91	0.91	0.91	0.91	0.91	0.91	0.91	0.91	0.91	0.91
	-10	TC	5.71	5.71	5.71	5.77	6.02	6.02	6.02	6.02	6.17	6.17	6.17	6.17	6.55	6.55	6.55	6.55
		S/T	0.69	0.78	1.00	1.00	0.56	0.64	0.71	0.98	0.49	0.57	0.65	0.72	0.36	0.43	0.49	0.56
		PI	0.91	0.91	0.91	0.91	0.91	0.91	0.91	0.91	0.91	0.91	0.91	0.91	0.91	0.91	0.91	0.91
	-5	TC	5.67	5.67	5.67	5.73	6.00	6.00	6.00	6.00	6.15	6.15	6.15	6.15	6.53	6.53	6.53	6.53
		S/T	0.69	0.78	1.00	1.00	0.57	0.64	0.71	0.99	0.50	0.58	0.65	0.72	0.36	0.43	0.50	0.57
		PI	0.91	0.91	0.91	0.91	0.90	0.90	0.90	0.90	0.91	0.91	0.91	0.91	0.91	0.91	0.91	0.91
	0	TC	5.65	5.65	5.65	5.71	5.97	5.97	5.97	5.97	6.13	6.13	6.13	6.13	6.53	6.53	6.53	6.53
		S/T	0.70	0.78	1.00	1.00	0.57	0.65	0.72	0.99	0.50	0.58	0.66	0.73	0.36	0.43	0.50	0.57
		PI	0.91	0.91	0.91	0.91	0.91	0.91	0.91	0.91	0.91	0.91	0.91	0.91	0.92	0.92	0.92	0.92
	5	TC	5.62	5.62	5.62	5.68	5.95	5.95	5.95	5.95	6.11	6.11	6.11	6.11	6.52	6.52	6.52	6.52
		S/T	0.70	0.79	1.00	1.00	0.57	0.65	0.72	1.00	0.50	0.58	0.66	0.73	0.36	0.43	0.50	0.57
		PI	0.92	0.92	0.92	0.92	0.92	0.92	0.92	0.92	0.92	0.92	0.92	0.92	0.92	0.92	0.92	0.92
	10	TC	5.58	5.58	5.58	5.64	5.92	5.92	5.92	5.92	6.09	6.09	6.09	6.09	6.51	6.51	6.51	6.51
		S/T	0.70	0.79	1.00	1.00	0.57	0.65	0.72	1.00	0.50	0.58	0.66	0.73	0.37	0.44	0.50	0.57
		PI	0.94	0.94	0.94	0.94	0.93	0.93	0.93	0.93	0.93	0.93	0.93	0.93	0.94	0.94	0.94	0.94
15	TC	5.54	5.54	5.54	5.60	5.88	5.88	5.88	5.88	6.05	6.05	6.05	6.05	6.48	6.48	6.48	6.48	
	S/T	0.71	0.80	0.88	0.96	0.58	0.66	0.73	0.81	0.51	0.59	0.67	0.74	0.37	0.44	0.51	0.58	
	PI	0.96	0.96	0.96	0.96	0.95	0.95	0.95	0.95	0.95	0.95	0.95	0.95	0.95	0.95	0.95	0.95	
20	TC	5.48	5.48	5.48	5.53	5.82	5.82	5.82	5.82	5.99	5.99	5.99	5.99	6.42	6.42	6.42	6.42	
	S/T	0.71	0.80	0.88	0.96	0.58	0.66	0.73	0.81	0.51	0.59	0.67	0.74	0.37	0.44	0.51	0.58	
	PI	0.99	0.99	0.99	0.99	0.98	0.98	0.98	0.98	0.98	0.98	0.98	0.98	0.98	0.98	0.98	0.98	
25	TC	5.22	5.22	5.28	5.33	5.56	5.56	5.56	5.56	5.73	5.73	5.73	5.73	6.16	6.16	6.16	6.16	
	S/T	0.72	0.81	0.89	0.98	0.58	0.66	0.75	0.83	0.51	0.59	0.67	0.75	0.36	0.44	0.51	0.58	
	PI	1.09	1.09	1.09	1.09	1.09	1.09	1.09	1.09	1.09	1.09	1.09	1.09	1.09	1.09	1.09	1.09	
30	TC	4.99	4.99	5.05	5.10	5.30	5.30	5.30	5.30	5.45	5.45	5.45	5.45	5.88	5.88	5.88	5.88	
	S/T	0.73	0.82	0.91	1.00	0.58	0.67	0.76	0.84	0.52	0.60	0.68	0.77	0.36	0.44	0.51	0.59	
	PI	1.20	1.20	1.20	1.20	1.20	1.20	1.20	1.20	1.20	1.20	1.20	1.20	1.21	1.21	1.21	1.21	
35	TC	4.73	4.73	4.79	4.85	5.05	5.05	5.05	5.05	5.19	5.19	5.28	5.19	5.59	5.59	5.59	5.59	
	S/T	0.74	0.84	0.93	1.00	0.59	0.68	0.77	0.86	0.52	0.61	0.69	0.78	0.35	0.44	0.52	0.60	
	PI	1.31	1.31	1.31	1.31	1.32	1.32	1.32	1.32	1.32	1.32	1.32	1.32	1.33	1.33	1.33	1.33	
40	TC	4.44	4.45	4.50	4.54	4.74	4.74	4.74	4.77	4.89	4.89	4.93	4.89	5.27	5.27	5.27	5.27	
	S/T	0.77	0.87	0.97	1.00	0.60	0.70	0.80	0.90	0.52	0.62	0.72	0.81	0.35	0.44	0.53	0.90	
	PI	1.45	1.45	1.45	1.45	1.46	1.46	1.46	1.46	1.46	1.46	1.46	1.46	1.47	1.47	1.47	1.47	
46	TC	4.11	4.14	4.17	4.20	4.40	4.40	4.40	4.46	4.54	4.54	4.54	4.54	4.91	4.91	4.91	4.91	
	S/T	0.78	0.89	0.99	1.00	0.61	0.71	0.81	0.91	0.53	0.63	0.73	0.83	0.35	0.44	0.53	0.92	
	PI	1.61	1.61	1.61	1.61	1.62	1.62	1.62	1.62	1.62	1.62	1.62	1.62	1.64	1.64	1.64	1.64	
50	TC	3.86	3.89	3.91	3.94	4.11	4.11	4.11	4.14	4.26	4.26	4.26	4.26	4.63	4.63	4.63	4.63	
	S/T	0.80	0.91	1.00	1.00	0.62	0.73	0.84	0.95	0.53	0.64	0.75	0.85	0.34	0.44	0.54	0.97	
	PI	1.75	1.75	1.75	1.75	1.76	1.76	1.76	1.76	1.76	1.76	1.76	1.76	1.77	1.77	1.77	1.77	

TC:Total Cooling Capacity (kW)

S/T:Sensible Cooling Capacity Ratio

PI:Power Input(kW)

Note: The table shows the case where the operation frequency of a compressor is fixed.

		MSEPCU-18HRFN8-QRDOGW+MOX301-18HRFN8-QRDOGW																	
INDOOR AIRFLOW (CMH)	OUTDOOR DB(C)	ID WB (C)	16.0				18.0				19.0				22.0				
		ID DB (C)	23.0	25.0	27.0	29.0	23.0	25.0	27.0	29.0	23.0	25.0	27.0	29.0	23.0	25.0	27.0	29.0	
400	-15	TC	5.50	5.50	5.50	5.50	5.78	5.90	5.90	5.90	5.93	5.93	5.93	5.93	6.28	6.28	6.28	6.28	
		S/T	0.65	0.70	0.74	0.79	0.55	0.60	0.65	0.70	0.51	0.56	0.60	0.65	0.41	0.44	0.49	0.53	
		PI	0.96	0.97	0.97	0.96	0.96	0.96	0.96	0.96	0.96	0.96	0.96	0.96	0.96	0.96	0.96	0.96	0.96
	-10	TC	5.46	5.47	5.47	5.47	5.75	5.87	5.87	5.87	5.90	5.90	5.90	5.90	6.25	6.25	6.25	6.25	
		S/T	0.65	0.70	0.75	0.80	0.55	0.60	0.65	0.70	0.51	0.56	0.60	0.65	0.41	0.45	0.49	0.53	
		PI	0.96	0.96	0.96	0.96	0.96	0.96	0.96	0.96	0.96	0.96	0.96	0.96	0.96	0.96	0.96	0.96	0.96
	-5	TC	5.43	5.43	5.43	5.43	5.73	5.85	5.85	5.85	5.88	5.88	5.88	5.88	6.24	6.24	6.24	6.24	
		S/T	0.65	0.70	0.75	0.80	0.56	0.61	0.65	0.70	0.52	0.57	0.60	0.65	0.41	0.45	0.50	0.54	
		PI	0.96	0.96	0.96	0.96	0.95	0.95	0.95	0.95	0.96	0.96	0.96	0.96	0.96	0.96	0.96	0.96	0.96
	0	TC	5.40	5.41	5.41	5.41	5.71	5.83	5.83	5.83	5.87	5.87	5.87	5.87	6.23	6.23	6.23	6.23	
		S/T	0.66	0.71	0.75	0.80	0.56	0.61	0.66	0.71	0.52	0.57	0.61	0.66	0.41	0.45	0.50	0.54	
		PI	0.96	0.96	0.96	0.96	0.96	0.96	0.96	0.96	0.96	0.96	0.96	0.96	0.97	0.97	0.97	0.97	
	5	TC	5.38	5.38	5.38	5.38	5.68	5.80	5.80	5.80	5.85	5.85	5.85	5.85	6.23	6.23	6.23	6.23	
		S/T	0.66	0.71	0.76	0.81	0.56	0.61	0.66	0.71	0.52	0.57	0.61	0.66	0.41	0.45	0.50	0.54	
		PI	0.97	0.97	0.97	0.97	0.97	0.97	0.97	0.97	0.97	0.97	0.97	0.97	0.97	0.97	0.97	0.97	0.97
	10	TC	5.34	5.35	5.35	5.35	5.66	5.78	5.78	5.78	5.82	5.82	5.82	5.82	6.21	6.21	6.21	6.21	
		S/T	0.66	0.71	0.76	0.81	0.56	0.62	0.66	0.71	0.52	0.57	0.61	0.66	0.42	0.46	0.50	0.54	
		PI	0.99	0.99	0.99	0.99	0.98	0.98	0.98	0.98	0.98	0.98	0.98	0.98	0.99	0.99	0.99	0.99	0.99
	15	TC	5.30	5.30	5.30	5.30	5.62	5.74	5.74	5.74	5.79	5.79	5.79	5.79	6.19	6.19	6.19	6.19	
		S/T	0.67	0.72	0.77	0.82	0.57	0.62	0.67	0.72	0.53	0.58	0.62	0.67	0.42	0.46	0.51	0.55	
		PI	1.01	1.01	1.01	1.01	1.00	1.00	1.00	1.00	1.00	1.00	1.00	1.00	1.01	1.01	1.01	1.01	1.01
	20	TC	5.24	5.24	5.24	5.24	5.56	5.56	5.56	5.56	5.73	5.73	5.73	5.73	6.13	6.13	6.13	6.13	
		S/T	0.67	0.72	0.77	0.82	0.57	0.62	0.67	0.72	0.53	0.58	0.62	0.67	0.42	0.46	0.51	0.55	
		PI	1.05	1.05	1.05	1.05	1.04	1.04	1.04	1.04	1.04	1.04	1.04	1.04	1.04	1.04	1.04	1.04	1.04
	25	TC	4.99	4.99	4.99	4.99	5.30	5.30	5.30	5.30	5.47	5.47	5.47	5.47	5.87	5.87	5.87	5.87	
		S/T	0.67	0.73	0.78	0.83	0.57	0.62	0.67	0.72	0.53	0.57	0.62	0.67	0.41	0.46	0.50	0.55	
		PI	1.16	1.16	1.16	1.16	1.16	1.16	1.16	1.16	1.16	1.16	1.16	1.16	1.16	1.16	1.16	1.16	1.16
	30	TC	4.76	4.76	4.76	4.76	5.07	5.07	5.07	5.07	5.22	5.22	5.22	5.22	5.62	5.62	5.62	5.62	
		S/T	0.67	0.73	0.79	0.84	0.57	0.62	0.68	0.73	0.52	0.57	0.62	0.67	0.41	0.45	0.50	0.55	
		PI	1.26	1.26	1.26	1.26	1.26	1.26	1.26	1.26	1.26	1.26	1.26	1.26	1.27	1.27	1.27	1.27	1.27
	35	TC	4.53	4.53	4.53	4.53	4.81	4.81	4.81	4.81	4.96	4.96	4.96	4.96	5.36	5.36	5.36	5.36	
		S/T	0.68	0.74	0.79	0.85	0.57	0.62	0.68	0.74	0.52	0.57	0.63	0.68	0.40	0.45	0.50	0.55	
		PI	1.38	1.38	1.38	1.38	1.39	1.39	1.39	1.39	1.39	1.39	1.39	1.39	1.40	1.40	1.40	1.40	1.40
	40	TC	4.28	4.28	4.28	4.29	4.55	4.55	4.55	4.55	4.70	4.70	4.70	4.70	5.07	5.07	5.07	5.07	
		S/T	0.68	0.75	0.81	0.88	0.57	0.63	0.69	0.75	0.51	0.57	0.63	0.69	0.39	0.44	0.50	0.55	
		PI	1.52	1.52	1.52	1.52	1.53	1.53	1.53	1.53	1.53	1.53	1.53	1.53	1.54	1.54	1.54	1.54	1.54
	46	TC	3.97	3.97	3.97	4.00	4.22	4.22	4.22	4.22	4.37	4.37	4.37	4.37	4.71	4.71	4.71	4.71	
		S/T	0.69	0.75	0.82	0.89	0.57	0.63	0.70	0.76	0.51	0.57	0.64	0.70	0.39	0.44	0.50	0.56	
		PI	1.69	1.69	1.69	1.69	1.70	1.70	1.70	1.70	1.70	1.70	1.70	1.70	1.72	1.72	1.72	1.72	1.72
	50	TC	3.71	3.71	3.71	3.74	3.97	3.97	3.97	3.97	4.11	4.11	4.11	4.11	4.45	4.45	4.45	4.45	
		S/T	0.69	0.77	0.84	0.91	0.57	0.64	0.70	0.77	0.51	0.58	0.64	0.71	0.38	0.44	0.50	0.56	
		PI	1.83	1.83	1.83	1.83	1.84	1.84	1.84	1.84	1.85	1.85	1.85	1.85	1.86	1.86	1.86	1.86	1.86
	580	-15	TC	5.62	5.62	5.62	5.68	5.90	5.90	5.90	5.90	6.06	6.06	6.06	6.06	6.43	6.43	6.43	6.43
			S/T	0.67	0.74	0.98	1.00	0.55	0.62	0.69	0.75	0.49	0.56	0.62	0.69	0.37	0.42	0.48	0.54
			PI	0.98	0.98	0.98	0.98	0.99	0.99	0.99	0.99	0.98	0.98	0.98	0.98	0.98	0.98	0.98	0.98
		-10	TC	5.59	5.59	5.59	5.65	5.87	5.87	5.87	5.87	6.03	6.03	6.03	6.03	6.40	6.40	6.40	6.40
			S/T	0.67	0.75	0.99	1.00	0.55	0.62	0.69	0.76	0.49	0.56	0.62	0.69	0.37	0.43	0.49	0.54
			PI	0.98	0.98	0.98	0.98	0.98	0.98	0.98	0.98	0.98	0.98	0.98	0.98	0.98	0.98	0.98	0.98
-5		TC	5.56	5.56	5.56	5.62	5.85	5.85	5.85	5.85	6.00	6.00	6.00	6.00	6.39	6.39	6.39	6.39	
		S/T	0.67	0.75	0.99	1.00	0.56	0.62	0.69	0.76	0.50	0.57	0.62	0.69	0.37	0.43	0.49	0.55	
		PI	0.98	0.98	0.98	0.98	0.98	0.98	0.98	0.98	0.98	0.98	0.98	0.98	0.98	0.98	0.98	0.98	0.98
0		TC	5.53	5.53	5.53	5.59	5.83	5.83	5.83	5.83	5.99	5.99	5.99	5.99	6.38	6.38	6.38	6.38	
		S/T	0.68	0.75	1.00	1.00	0.56	0.63	0.70	0.76	0.50	0.57	0.63	0.70	0.37	0.43	0.49	0.55	
		PI	0.98	0.98	0.98	0.98	0.99	0.99	0.99	0.99	0.98	0.98	0.98	0.98	0.99	0.99	0.99	0.99	0.99
5		TC	5.50	5.50	5.50	5.56	5.80	5.80	5.80	5.80	5.97	5.97	5.97	5.97	6.38	6.38	6.38	6.38	
		S/T	0.68	0.76	1.00	1.00	0.56	0.63	0.70	0.77	0.50	0.57	0.63	0.70	0.37	0.43	0.49	0.55	
		PI	0.99	0.99	0.99	0.99	0.99	0.99	0.99	0.99	0.99	0.99	0.99	0.99	0.99	0.99	0.99	0.99	0.99
10		TC	5.47	5.47	5.47	5.53	5.78	5.78	5.78	5.78	5.94	5.94	5.94	5.94	6.36	6.36	6.36	6.36	
		S/T	0.68	0.76	1.00	1.00	0.56	0.63	0.70	0.77	0.50	0.57	0.63	0.70	0.38	0.44	0.50	0.55	
		PI	1.01	1.01	1.01	1.01	1.01	1.01	1.01	1.01	1.00	1.00	1.00	1.00	1.01	1.01	1.01	1.01	1.01
15		TC	5.42	5.42	5.42	5.48	5.74	5.74	5.74	5.74	5.91	5.91	5.91	5.91	6.33	6.33	6.33	6.33	
		S/T	0.69	0.77	0.84	0.91	0.57	0.64	0.71	0.78	0.51	0.58	0.64	0.71	0.38	0.44	0.50	0.56	
		PI	1.03	1.03	1.03	1.03	1.03	1.03	1.03	1.03	1.02	1.02	1.02	1.02	1.03	1.03	1.03	1.03	1.03
20		TC	5.36	5.36	5.36	5.42	5.68	5.68	5.68	5.68	5.85	5.85	5.85	5.85	6.28	6.28	6.28	6.28	
		S/T	0.69	0.77	0.84	0.91	0.57	0.64	0.71	0.78	0.51	0.58	0.64	0.71	0.38	0.44	0.50	0.56	
		PI	1.07	1.07	1.07	1.07	1.07	1.07	1.07	1.07	1.06	1.06	1.06	1.06	1.06	1.06	1.06	1.06	1.06
25		TC	5.10	5.10	5.10	5.16	5.42	5.42	5.42	5.42	5.59	5.59	5.59	5.59	6.02	6.02	6.02	6.02	
		S/T	0.70	0.78	0.85	0.92	0.57	0.64	0.71	0.79	0.51	0.58	0.65	0.72	0.37	0.44	0.50	0.57	
		PI	1.18	1.18	1.18	1.18	1.18	1.18	1.18	1.18	1.18	1.18	1.18	1.18	1.18	1.18	1.18	1.18	1.18
30		TC	4.87	4.87	4.87	4.93	5.19	5.19	5.19	5.19	5.33	5.33	5.33	5.33	5.76	5.76	5.76	5.76	
		S/T	0.71	0.79	0.87	0.94	0.57	0.65	0.72	0.80	0.51	0.59	0.66	0.73	0.37	0.44	0.50	0.57	
		PI	1.29	1.29	1.29	1.29	1.29	1.29	1.29	1.29	1.29	1.29	1.29	1.29	1.30	1.30	1.30	1.30	1.30
35		TC	4.62	4.62	4.62	4.67	4.93												

685	-15	TC	5.74	5.74	5.74	5.80	6.05	6.05	6.05	6.05	6.20	6.20	6.20	6.20	6.57	6.57	6.57	6.57
		S/T	0.69	0.77	1.00	1.00	0.56	0.64	0.70	0.98	0.49	0.57	0.65	0.71	0.36	0.42	0.49	0.56
		PI	1.00	1.00	1.00	1.00	1.00	1.00	1.00	1.00	1.00	1.00	1.00	1.00	1.00	1.00	1.00	1.00
	-10	TC	5.71	5.71	5.71	5.77	6.02	6.02	6.02	6.02	6.17	6.17	6.17	6.17	6.55	6.55	6.55	6.55
		S/T	0.69	0.78	1.00	1.00	0.56	0.64	0.71	0.98	0.49	0.57	0.65	0.72	0.36	0.43	0.49	0.56
		PI	1.00	1.00	1.00	1.00	1.00	1.00	1.00	1.00	1.00	1.00	1.00	1.00	1.00	1.00	1.00	1.00
	-5	TC	5.67	5.67	5.67	5.73	6.00	6.00	6.00	6.00	6.15	6.15	6.15	6.15	6.53	6.53	6.53	6.53
		S/T	0.69	0.78	1.00	1.00	0.57	0.64	0.71	0.99	0.50	0.58	0.65	0.72	0.36	0.43	0.50	0.57
		PI	1.00	1.00	1.00	1.00	1.00	1.00	1.00	1.00	1.00	1.00	1.00	1.00	1.00	1.00	1.00	1.00
	0	TC	5.65	5.65	5.65	5.71	5.97	5.97	5.97	5.97	6.13	6.13	6.13	6.13	6.53	6.53	6.53	6.53
		S/T	0.70	0.78	1.00	1.00	0.57	0.65	0.72	0.99	0.50	0.58	0.66	0.73	0.36	0.43	0.50	0.57
		PI	1.00	1.00	1.00	1.00	1.00	1.00	1.00	1.00	1.01	1.01	1.01	1.01	1.00	1.00	1.00	1.00
	5	TC	5.62	5.62	5.62	5.68	5.95	5.95	5.95	5.95	6.11	6.11	6.11	6.11	6.52	6.52	6.52	6.52
		S/T	0.70	0.79	1.00	1.00	0.57	0.65	0.72	1.00	0.50	0.58	0.66	0.73	0.36	0.43	0.50	0.57
		PI	1.01	1.01	1.01	1.01	1.01	1.01	1.01	1.01	1.01	1.01	1.01	1.01	1.01	1.01	1.01	1.01
	10	TC	5.58	5.58	5.58	5.64	5.92	5.92	5.92	5.92	6.09	6.09	6.09	6.09	6.51	6.51	6.51	6.51
		S/T	0.70	0.79	1.00	1.00	0.57	0.65	0.72	1.00	0.50	0.58	0.66	0.73	0.37	0.44	0.50	0.57
		PI	1.03	1.03	1.03	1.03	1.03	1.03	1.03	1.03	1.03	1.03	1.03	1.03	1.02	1.02	1.02	1.02
15	TC	5.54	5.54	5.54	5.60	5.88	5.88	5.88	5.88	6.05	6.05	6.05	6.05	6.48	6.48	6.48	6.48	
	S/T	0.71	0.80	0.88	0.96	0.58	0.66	0.73	0.81	0.51	0.59	0.67	0.74	0.37	0.44	0.51	0.58	
	PI	1.05	1.05	1.05	1.05	1.05	1.05	1.05	1.05	1.05	1.05	1.05	1.05	1.05	1.05	1.05	1.05	
20	TC	5.48	5.48	5.48	5.53	5.82	5.82	5.82	5.82	5.99	5.99	5.99	5.99	6.42	6.42	6.42	6.42	
	S/T	0.71	0.80	0.88	0.96	0.58	0.66	0.73	0.81	0.51	0.59	0.67	0.74	0.37	0.44	0.51	0.58	
	PI	1.09	1.09	1.09	1.09	1.09	1.09	1.09	1.09	1.09	1.09	1.09	1.09	1.08	1.08	1.08	1.08	
25	TC	5.22	5.22	5.28	5.33	5.56	5.56	5.56	5.56	5.73	5.73	5.73	5.73	6.16	6.16	6.16	6.16	
	S/T	0.72	0.81	0.89	0.98	0.58	0.66	0.75	0.83	0.51	0.59	0.67	0.75	0.36	0.44	0.51	0.58	
	PI	1.21	1.21	1.21	1.21	1.21	1.21	1.21	1.21	1.21	1.21	1.21	1.21	1.21	1.21	1.21	1.21	
30	TC	4.99	4.99	5.05	5.10	5.30	5.30	5.30	5.30	5.45	5.45	5.45	5.45	5.88	5.88	5.88	5.88	
	S/T	0.73	0.82	0.91	1.00	0.58	0.67	0.76	0.84	0.52	0.60	0.68	0.77	0.36	0.44	0.51	0.59	
	PI	1.31	1.31	1.31	1.31	1.32	1.32	1.32	1.32	1.32	1.32	1.32	1.32	1.32	1.32	1.32	1.32	
35	TC	4.73	4.73	4.79	4.85	5.05	5.05	5.05	5.05	5.19	5.19	5.28	5.19	5.59	5.59	5.59	5.59	
	S/T	0.74	0.84	0.93	1.00	0.59	0.68	0.77	0.86	0.52	0.61	0.69	0.78	0.35	0.44	0.52	0.60	
	PI	1.44	1.44	1.44	1.44	1.44	1.44	1.44	1.44	1.45	1.45	1.45	1.45	1.46	1.46	1.46	1.46	
40	TC	4.44	4.45	4.50	4.54	4.74	4.74	4.74	4.77	4.89	4.89	4.93	4.89	5.27	5.27	5.27	5.27	
	S/T	0.77	0.87	0.97	1.00	0.60	0.70	0.80	0.90	0.52	0.62	0.72	0.81	0.35	0.44	0.53	0.90	
	PI	1.58	1.58	1.58	1.58	1.59	1.59	1.59	1.59	1.60	1.60	1.60	1.60	1.61	1.61	1.61	1.61	
46	TC	4.11	4.14	4.17	4.20	4.40	4.40	4.40	4.46	4.54	4.54	4.54	4.54	4.91	4.91	4.91	4.91	
	S/T	0.78	0.89	0.99	1.00	0.61	0.71	0.81	0.91	0.53	0.63	0.73	0.83	0.35	0.44	0.53	0.92	
	PI	1.76	1.76	1.76	1.76	1.77	1.77	1.77	1.77	1.78	1.78	1.78	1.78	1.79	1.79	1.79	1.79	
50	TC	3.86	3.89	3.91	3.94	4.11	4.11	4.11	4.14	4.26	4.26	4.26	4.26	4.63	4.63	4.63	4.63	
	S/T	0.80	0.91	1.00	1.00	0.62	0.73	0.84	0.95	0.53	0.64	0.75	0.85	0.34	0.44	0.54	0.97	
	PI	1.91	1.91	1.91	1.91	1.92	1.92	1.92	1.92	1.93	1.93	1.93	1.93	1.94	1.94	1.94	1.94	

TC:Total Cooling Capacity (kW)

S/T:Sensible Cooling Capacity Ratio

PI:Power Input(kW)

Note: The table shows the case where the operation frequency of a compressor is fixed.

MSEPDU-24HRFN8-QRDOGW+MOX430-24HFN8-QRDOGW																			
INDOOR AIRFLOW (CMH)	OUTDOOR DB(C)	ID WB (C)	16.0				18.0				19.0				22.0				
			ID DB (C)	23.0	25.0	27.0	29.0	23.0	25.0	27.0	29.0	23.0	25.0	27.0	29.0	23.0	25.0	27.0	29.0
379	-15	TC	7.35	7.34	7.34	7.34	7.73	7.88	7.88	7.88	7.93	7.93	7.93	7.93	8.40	8.40	8.40	8.40	
		S/T	0.68	0.70	0.74	0.77	0.60	0.63	0.66	0.70	0.56	0.59	0.62	0.66	0.47	0.50	0.53	0.56	
		PI	1.17	1.16	1.16	1.17	1.16	1.16	1.16	1.16	1.16	1.16	1.16	1.16	1.16	1.16	1.16	1.16	1.16
	-10	TC	7.31	7.30	7.30	7.30	7.69	7.84	7.84	7.84	7.89	7.89	7.89	7.89	8.37	8.37	8.37	8.37	
		S/T	0.68	0.71	0.75	0.78	0.60	0.63	0.66	0.70	0.56	0.59	0.62	0.66	0.48	0.50	0.53	0.56	
		PI	1.16	1.16	1.16	1.16	1.16	1.16	1.16	1.16	1.16	1.16	1.16	1.16	1.16	1.16	1.16	1.16	1.16
	-5	TC	7.26	7.26	7.26	7.26	7.66	7.81	7.81	7.81	7.86	7.86	7.86	7.86	8.35	8.35	8.35	8.35	
		S/T	0.68	0.71	0.75	0.78	0.60	0.63	0.66	0.70	0.57	0.59	0.62	0.66	0.48	0.51	0.54	0.57	
		PI	1.16	1.15	1.15	1.16	1.16	1.16	1.16	1.16	1.16	1.16	1.16	1.16	1.16	1.16	1.16	1.16	1.16
	0	TC	7.23	7.22	7.22	7.22	7.63	7.78	7.78	7.78	7.84	7.84	7.84	7.84	8.34	8.34	8.34	8.34	
		S/T	0.69	0.72	0.75	0.78	0.61	0.64	0.67	0.71	0.57	0.60	0.63	0.67	0.48	0.51	0.54	0.57	
		PI	1.16	1.16	1.16	1.16	1.16	1.16	1.16	1.16	1.17	1.17	1.17	1.17	1.17	1.17	1.17	1.17	1.17
	5	TC	7.19	7.18	7.18	7.18	7.60	7.75	7.75	7.75	7.82	7.82	7.82	7.82	8.34	8.34	8.34	8.34	
		S/T	0.69	0.72	0.76	0.79	0.61	0.64	0.67	0.71	0.57	0.60	0.63	0.67	0.48	0.51	0.54	0.57	
		PI	1.17	1.17	1.17	1.17	1.17	1.17	1.17	1.17	1.18	1.18	1.18	1.18	1.17	1.17	1.17	1.17	1.17
	10	TC	7.15	7.14	7.14	7.14	7.56	7.71	7.71	7.71	7.79	7.79	7.79	7.79	8.31	8.31	8.31	8.31	
		S/T	0.69	0.72	0.76	0.79	0.61	0.64	0.67	0.71	0.57	0.60	0.63	0.67	0.49	0.51	0.54	0.57	
		PI	1.19	1.19	1.19	1.19	1.19	1.19	1.19	1.19	1.19	1.19	1.19	1.19	1.19	1.19	1.19	1.19	1.19
	15	TC	7.09	7.08	7.08	7.08	7.51	7.66	7.66	7.66	7.74	7.74	7.74	7.74	8.28	8.28	8.28	8.28	
		S/T	0.70	0.73	0.77	0.80	0.62	0.65	0.68	0.72	0.58	0.61	0.64	0.68	0.49	0.52	0.55	0.58	
		PI	1.22	1.22	1.22	1.22	1.22	1.22	1.22	1.22	1.22	1.22	1.22	1.22	1.21	1.21	1.21	1.21	1.21
	20	TC	7.01	7.00	7.00	7.00	7.43	7.43	7.43	7.43	7.66	7.66	7.66	7.66	8.21	8.21	8.21	8.21	
		S/T	0.70	0.73	0.77	0.80	0.62	0.65	0.68	0.72	0.58	0.61	0.64	0.68	0.49	0.52	0.55	0.58	
		PI	1.27	1.26	1.26	1.27	1.26	1.26	1.26	1.26	1.26	1.26	1.26	1.26	1.25	1.25	1.25	1.25	1.25
	25	TC	6.69	6.69	6.69	6.69	7.09	7.09	7.09	7.09	7.32	7.32	7.32	7.32	7.86	7.86	7.86	7.86	
		S/T	0.69	0.73	0.76	0.80	0.61	0.64	0.68	0.71	0.57	0.60	0.64	0.67	0.47	0.51	0.54	0.57	
		PI	1.40	1.40	1.40	1.40	1.40	1.40	1.40	1.40	1.40	1.40	1.40	1.40	1.40	1.40	1.40	1.40	1.40
	30	TC	6.37	6.37	6.37	6.37	6.77	6.77	6.77	6.77	6.97	6.97	6.97	6.97	7.52	7.52	7.52	7.52	
		S/T	0.68	0.72	0.76	0.80	0.60	0.64	0.67	0.71	0.56	0.59	0.63	0.67	0.46	0.50	0.53	0.56	
		PI	1.52	1.52	1.52	1.52	1.53	1.53	1.53	1.53	1.53	1.53	1.53	1.53	1.53	1.53	1.53	1.53	1.53
	35	TC	6.06	6.06	6.06	6.06	6.43	6.43	6.43	6.43	6.63	6.63	6.63	6.63	7.17	7.17	7.17	7.17	
		S/T	0.68	0.72	0.76	0.80	0.59	0.63	0.67	0.71	0.55	0.59	0.63	0.66	0.46	0.49	0.53	0.56	
		PI	1.67	1.67	1.67	1.67	1.67	1.67	1.67	1.67	1.68	1.68	1.68	1.68	1.69	1.69	1.69	1.69	1.69
	40	TC	5.71	5.71	5.71	5.71	6.07	6.07	6.07	6.07	6.27	6.27	6.27	6.27	6.78	6.78	6.78	6.78	
		S/T	0.67	0.72	0.76	0.81	0.58	0.62	0.67	0.71	0.54	0.58	0.62	0.66	0.44	0.48	0.52	0.55	
		PI	1.84	1.84	1.84	1.84	1.85	1.85	1.85	1.85	1.85	1.85	1.85	1.85	1.87	1.87	1.87	1.87	1.87
	46	TC	5.29	5.29	5.29	5.29	5.63	5.63	5.63	5.63	5.83	5.83	5.83	5.83	6.29	6.29	6.29	6.29	
		S/T	0.67	0.72	0.77	0.81	0.58	0.62	0.67	0.71	0.54	0.58	0.62	0.67	0.43	0.47	0.51	0.55	
		PI	2.05	2.05	2.05	2.05	2.06	2.06	2.06	2.06	2.06	2.06	2.06	2.06	2.08	2.08	2.08	2.08	2.08
	50	TC	4.94	4.94	4.94	4.94	5.29	5.29	5.29	5.29	5.49	5.49	5.49	5.49	5.95	5.95	5.95	5.95	
		S/T	0.67	0.72	0.77	0.82	0.57	0.62	0.67	0.72	0.53	0.58	0.62	0.67	0.42	0.47	0.51	0.55	
		PI	2.22	2.22	2.22	2.22	2.23	2.23	2.23	2.23	2.24	2.24	2.24	2.24	2.25	2.25	2.25	2.25	2.25
	724	-15	TC	7.50	7.50	7.50	7.56	7.88	7.88	7.88	7.88	8.09	8.09	8.09	8.09	8.58	8.58	8.58	8.58
			S/T	0.67	0.72	0.98	1.00	0.55	0.61	0.68	0.73	0.49	0.56	0.62	0.68	0.37	0.42	0.48	0.54
			PI	1.19	1.19	1.19	1.19	1.19	1.19	1.19	1.19	1.19	1.19	1.19	1.19	1.19	1.19	1.19	1.19
		-10	TC	7.45	7.45	7.45	7.51	7.84	7.84	7.84	7.84	8.05	8.05	8.05	8.05	8.55	8.55	8.55	8.55
			S/T	0.67	0.73	0.99	1.00	0.55	0.61	0.68	0.74	0.49	0.56	0.62	0.68	0.37	0.43	0.49	0.54
			PI	1.18	1.18	1.18	1.18	1.19	1.19	1.19	1.19	1.19	1.19	1.19	1.19	1.19	1.19	1.19	1.19
-5		TC	7.41	7.41	7.41	7.47	7.81	7.81	7.81	7.81	8.02	8.02	8.02	8.02	8.53	8.53	8.53	8.53	
		S/T	0.67	0.73	0.99	1.00	0.56	0.61	0.68	0.74	0.50	0.57	0.62	0.68	0.37	0.43	0.49	0.55	
		PI	1.18	1.18	1.18	1.18	1.19	1.19	1.19	1.19	1.19	1.19	1.19	1.19	1.19	1.19	1.19	1.19	1.19
0		TC	7.37	7.37	7.37	7.43	7.78	7.78	7.78	7.78	7.99	7.99	7.99	7.99	8.52	8.52	8.52	8.52	
		S/T	0.68	0.74	1.00	1.00	0.56	0.62	0.69	0.74	0.50	0.57	0.63	0.69	0.37	0.43	0.49	0.55	
		PI	1.19	1.19	1.19	1.19	1.19	1.19	1.19	1.19	1.19	1.19	1.19	1.19	1.19	1.19	1.19	1.19	1.19
5		TC	7.33	7.33	7.33	7.39	7.75	7.75	7.75	7.75	7.97	7.97	7.97	7.97	8.51	8.51	8.51	8.51	
		S/T	0.68	0.74	1.00	1.00	0.56	0.62	0.69	0.75	0.50	0.57	0.63	0.69	0.37	0.43	0.49	0.55	
		PI	1.20	1.20	1.20	1.20	1.20	1.20	1.20	1.20	1.20	1.20	1.20	1.20	1.20	1.20	1.20	1.20	1.20
10		TC	7.29	7.29	7.29	7.35	7.71	7.71	7.71	7.71	7.93	7.93	7.93	7.93	8.49	8.49	8.49	8.49	
		S/T	0.68	0.74	1.00	1.00	0.56	0.62	0.69	0.75	0.50	0.57	0.63	0.69	0.38	0.44	0.50	0.55	
		PI	1.22	1.22	1.22	1.22	1.22	1.22	1.22	1.22	1.22	1.22	1.22	1.22	1.22	1.22	1.22	1.22	1.22
15		TC	7.23	7.23	7.23	7.29	7.66	7.66	7.66	7.66	7.89	7.89	7.89	7.89	8.46	8.46	8.46	8.46	
		S/T	0.69	0.75	0.82	0.89	0.57	0.63	0.70	0.76	0.51	0.58	0.64	0.70	0.38	0.44	0.50	0.56	
		PI	1.25	1.25	1.25	1.25	1.25	1.25	1.25	1.25	1.25	1.25	1.25	1.25	1.24	1.24	1.24	1.24	1.24
20		TC	7.15	7.15	7.15	7.21	7.58	7.58	7.58	7.58	7.81	7.81	7.81	7.81	8.38	8.38	8.38	8.38	
		S/T	0.69	0.75	0.82	0.89	0.57	0.63	0.70	0.76	0.51	0.58	0.64	0.70	0.38	0.44	0.50	0.56	
		PI	1.29	1.29	1.29	1.29	1.29	1.29	1.29	1.29	1.29	1.29	1.29	1.29	1.28	1.28	1.28	1.28	1.28
25		TC	6.83	6.83	6.83	6.89	7.26	7.26	7.26	7.26	7.46	7.46	7.46	7.46	8.04	8.04	8.04	8.04	
		S/T	0.69	0.76	0.83	0.90	0.57	0.64	0.70	0.77	0.51	0.58	0.64	0.71	0.38	0.44	0.50	0.56	
		PI	1.43	1.43	1.43	1.43	1.43	1.43	1.43	1.43	1.43	1.43	1.43	1.43	1.43	1.43	1.43	1.43	1.43
30		TC	6.52	6.52	6.52	6.57	6.92	6.92	6.92	6.92	7.12	7.12	7.12	7.12	7.69	7.69	7.69	7.69	
		S/T	0.70	0.77	0.85	0.92	0.57	0.64	0.71	0.78	0.51	0.58	0.65	0.72	0.38	0.44	0.50	0.56	
		PI	1.56	1.56	1.56	1.56	1.56	1.56	1.56	1.56	1.56	1.56	1.56	1.56	1.57	1.57	1.57	1.57	1.57
35		TC	6.17	6.17	6.17	6.23	6.57	6.57	6.57	6.57	6.78	6.78	6.89	6.78					

1092	-15	TC	7.68	7.68	7.77	7.86	8.06	8.06	8.06	8.06	8.26	8.26	8.26	8.26	8.79	8.79	8.79	8.79
		S/T	0.72	0.82	1.00	1.00	0.57	0.67	0.75	0.98	0.50	0.59	0.68	0.77	0.34	0.42	0.50	0.59
		PI	1.22	1.22	1.22	1.22	1.22	1.22	1.22	1.22	1.22	1.22	1.22	1.22	1.22	1.21	1.21	1.21
	-10	TC	7.63	7.63	7.72	7.81	8.02	8.02	8.02	8.02	8.22	8.22	8.22	8.22	8.76	8.76	8.76	8.76
		S/T	0.73	0.82	1.00	1.00	0.57	0.67	0.76	0.98	0.50	0.59	0.68	0.78	0.34	0.43	0.50	0.59
		PI	1.21	1.21	1.21	1.21	1.21	1.21	1.21	1.21	1.22	1.22	1.22	1.22	1.21	1.21	1.21	1.21
	-5	TC	7.59	7.59	7.68	7.77	7.99	7.99	7.99	7.99	8.19	8.19	8.19	8.19	8.73	8.73	8.73	8.73
		S/T	0.73	0.83	1.00	1.00	0.58	0.67	0.76	0.99	0.51	0.59	0.68	0.78	0.34	0.43	0.51	0.59
		PI	1.21	1.21	1.21	1.21	1.21	1.21	1.21	1.21	1.22	1.22	1.22	1.22	1.22	1.22	1.22	1.22
	0	TC	7.55	7.55	7.64	7.73	7.96	7.96	7.96	7.96	8.17	8.17	8.17	8.17	8.73	8.73	8.73	8.73
		S/T	0.74	0.83	1.00	1.00	0.58	0.68	0.76	0.99	0.51	0.60	0.69	0.78	0.34	0.43	0.51	0.60
		PI	1.21	1.21	1.21	1.21	1.22	1.22	1.22	1.22	1.22	1.22	1.22	1.22	1.22	1.22	1.22	1.22
	5	TC	7.51	7.51	7.60	7.69	7.93	7.93	7.93	7.93	8.14	8.14	8.14	8.14	8.72	8.72	8.72	8.72
		S/T	0.74	0.84	1.00	1.00	0.58	0.68	0.77	1.00	0.51	0.60	0.69	0.79	0.34	0.43	0.51	0.60
		PI	1.22	1.22	1.22	1.22	1.23	1.23	1.23	1.23	1.23	1.23	1.23	1.23	1.23	1.23	1.23	1.23
	10	TC	7.47	7.47	7.55	7.64	7.89	7.89	7.89	7.89	8.11	8.11	8.11	8.11	8.70	8.70	8.70	8.70
		S/T	0.74	0.84	1.00	1.00	0.58	0.68	0.77	1.00	0.51	0.60	0.69	0.79	0.35	0.44	0.51	0.60
		PI	1.25	1.25	1.25	1.25	1.25	1.25	1.25	1.25	1.25	1.25	1.25	1.25	1.25	1.25	1.25	1.25
15	TC	7.40	7.40	7.49	7.58	7.83	7.83	7.83	7.83	8.06	8.06	8.06	8.06	8.66	8.66	8.66	8.66	
	S/T	0.75	0.85	0.95	1.00	0.59	0.69	0.78	0.88	0.52	0.61	0.70	0.80	0.35	0.44	0.52	0.61	
	PI	1.28	1.28	1.28	1.28	1.28	1.28	1.28	1.28	1.28	1.28	1.28	1.28	1.27	1.27	1.27	1.27	
20	TC	7.32	7.32	7.41	7.49	7.75	7.75	7.75	7.75	7.98	7.98	7.98	7.98	8.58	8.58	8.58	8.58	
	S/T	0.75	0.85	0.95	1.00	0.59	0.69	0.78	0.88	0.52	0.61	0.70	0.80	0.35	0.44	0.52	0.61	
	PI	1.32	1.32	1.32	1.32	1.32	1.32	1.32	1.32	1.32	1.32	1.32	1.32	1.31	1.31	1.31	1.31	
25	TC	6.98	6.98	7.03	7.09	7.41	7.41	7.41	7.49	7.64	7.64	7.64	7.64	8.21	8.21	8.21	8.21	
	S/T	0.76	0.87	0.97	1.00	0.60	0.70	0.80	0.89	0.52	0.62	0.71	0.81	0.35	0.44	0.53	0.62	
	PI	1.46	1.46	1.46	1.46	1.46	1.46	1.46	1.46	1.46	1.46	1.46	1.46	1.46	1.46	1.46	1.46	
30	TC	6.63	6.69	6.75	6.80	7.06	7.06	7.06	7.12	7.29	7.29	7.29	7.29	7.84	7.84	7.84	7.84	
	S/T	0.78	0.88	0.99	1.00	0.61	0.71	0.81	0.91	0.53	0.63	0.73	0.83	0.35	0.44	0.53	0.63	
	PI	1.59	1.59	1.59	1.59	1.60	1.60	1.60	1.60	1.60	1.60	1.60	1.60	1.61	1.61	1.61	1.61	
35	TC	6.32	6.37	6.43	6.49	6.72	6.72	6.72	6.78	6.92	6.92	7.03	6.92	7.46	7.46	7.46	7.46	
	S/T	0.79	0.90	1.00	1.00	0.61	0.72	0.83	0.94	0.53	0.64	0.74	0.85	0.34	0.44	0.54	0.64	
	PI	1.75	1.75	1.75	1.75	1.75	1.75	1.75	1.75	1.76	1.76	1.76	1.76	1.77	1.77	1.77	1.77	
40	TC	5.90	5.96	6.02	6.07	6.29	6.29	6.29	6.35	6.48	6.48	6.54	6.50	7.00	7.00	7.00	7.00	
	S/T	0.82	0.94	1.00	1.00	0.63	0.75	0.87	0.98	0.54	0.65	0.77	0.88	0.34	0.44	0.55	0.90	
	PI	1.93	1.93	1.93	1.93	1.93	1.93	1.93	1.93	1.94	1.94	1.94	1.94	1.96	1.96	1.96	1.96	
46	TC	5.47	5.53	5.58	5.64	5.84	5.84	5.84	5.90	6.01	6.01	6.01	6.07	6.52	6.52	6.52	6.52	
	S/T	0.83	0.96	1.00	1.00	0.63	0.76	0.88	1.00	0.54	0.66	0.79	0.90	0.33	0.45	0.56	0.92	
	PI	2.14	2.14	2.14	2.14	2.15	2.15	2.15	2.15	2.16	2.16	2.16	2.16	2.18	2.18	2.18	2.18	
50	TC	5.13	5.18	5.24	5.30	5.47	5.47	5.53	5.58	5.67	5.67	5.67	5.73	6.12	6.12	6.12	6.12	
	S/T	0.86	0.99	1.00	1.00	0.65	0.78	0.91	1.00	0.55	0.68	0.81	0.93	0.33	0.45	0.57	0.97	
	PI	2.33	2.33	2.33	2.33	2.34	2.34	2.34	2.34	2.34	2.34	2.34	2.34	2.36	2.36	2.36	2.36	

TC:Total Cooling Capacity (kW)

S/T:Sensible Cooling Capacity Ratio

PI:Power Input(kW)

Note: The table shows the case where the operation frequency of a compressor is fixed.

8.2 Heating

MSEPBU-09HRFN8-QRD6GW+MOX330-09HFN8-QRD6GW(GA)								[SI_Unit]	
INDOOR AIRFLOW (CMH)	HEATING PERFORMANCE AT INDOOR DRY BULB TEMPERATURE								
	OUTDOOR DB(°C)	TC:TOTAL CAPACITY IN KILOWATTS (KW)				PI:TOTAL POWER IN KILOWATTS (KW)			
		Indoor Conditions (DB °C)				Indoor Conditions (DB °C)			
		16.0	20.0	22.0	24.0	16.0	20.0	22.0	24.0
280	-25.0	2.53	2.51	2.49	2.49	0.93	0.97	0.93	0.93
	-20.0	2.75	2.73	2.70	2.70	1.02	1.06	1.02	1.02
	-15.0	2.98	2.95	2.93	2.93	1.12	1.16	1.12	1.12
	-10.0	3.18	3.15	3.12	3.12	1.19	1.24	1.19	1.19
	-7.0	3.33	3.30	3.27	3.27	1.27	1.32	1.27	1.27
	-5.6	3.25	3.22	3.19	3.19	1.21	1.21	1.21	1.20
	-2.8	3.13	3.10	3.10	3.07	1.11	1.10	1.09	1.09
	0.0	3.01	2.96	2.96	2.93	1.00	0.99	0.98	0.97
	2.8	2.96	2.93	2.90	2.90	0.90	0.89	0.88	0.87
	5.6	3.01	2.98	2.96	2.93	0.81	0.78	0.77	0.76
	7.0	3.08	3.05	3.05	3.05	0.76	0.67	0.72	0.70
	11.1	3.05	3.02	2.99	2.96	0.60	0.57	0.55	0.54
	13.9	3.02	2.96	2.96	2.93	0.50	0.46	0.44	0.43
	16.7	2.99	2.93	2.90	2.87	0.40	0.36	0.35	0.32
18.0	2.96	2.90	2.87	2.87	0.35	0.32	0.29	0.27	
360	-25.0	2.59	2.57	2.57	2.55	0.95	0.98	0.94	0.94
	-20.0	2.82	2.79	2.79	2.77	1.04	1.08	1.03	1.03
	-15.0	3.05	3.02	3.02	2.99	1.14	1.18	1.13	1.13
	-10.0	3.25	3.23	3.23	3.20	1.21	1.26	1.20	1.20
	-7.0	3.41	3.38	3.38	3.35	1.29	1.33	1.28	1.28
	-5.6	3.30	3.27	3.27	3.25	1.23	1.23	1.22	1.22
	-2.8	3.19	3.16	3.16	3.13	1.12	1.11	1.11	1.10
	0.0	3.07	3.04	3.01	3.01	1.02	1.00	0.99	0.99
	2.8	3.01	2.98	2.96	2.96	0.92	0.90	0.89	0.88
	5.6	3.07	3.04	3.01	2.98	0.82	0.79	0.78	0.77
	7.0	3.14	3.11	3.11	3.11	0.77	0.68	0.73	0.71
	11.1	3.11	3.08	3.05	3.02	0.61	0.58	0.56	0.55
	13.9	3.08	3.02	2.99	2.99	0.51	0.47	0.45	0.43
	16.7	3.02	2.99	2.96	2.93	0.41	0.36	0.35	0.33
18.0	3.02	2.96	2.93	2.90	0.36	0.32	0.30	0.28	
530	-25.0	2.62	2.60	2.60	2.58	0.95	0.99	0.95	0.95
	-20.0	2.85	2.82	2.82	2.80	1.05	1.09	1.05	1.05
	-15.0	3.08	3.06	3.06	3.03	1.14	1.19	1.14	1.14
	-10.0	3.29	3.26	3.26	3.23	1.22	1.27	1.22	1.22
	-7.0	3.45	3.42	3.42	3.39	1.30	1.35	1.30	1.30
	-5.6	3.33	3.30	3.30	3.27	1.24	1.24	1.24	1.23
	-2.8	3.25	3.22	3.19	3.19	1.14	1.13	1.12	1.12
	0.0	3.10	3.07	3.04	3.04	1.03	1.01	1.01	1.00
	2.8	3.04	3.01	2.98	2.98	0.93	0.91	0.90	0.89
	5.6	3.10	3.07	3.04	3.01	0.83	0.80	0.79	0.78
	7.0	3.17	3.14	3.14	3.14	0.78	0.69	0.74	0.72
	11.1	3.14	3.11	3.08	3.05	0.62	0.59	0.57	0.56
	13.9	3.11	3.05	3.02	2.99	0.52	0.48	0.46	0.44
	16.7	3.05	2.99	2.99	2.96	0.42	0.37	0.35	0.34
18.0	3.02	2.99	2.96	2.93	0.37	0.33	0.31	0.28	

Note: The table shows the case where the operation frequency of a compressor is fixed.

MSEPBU-09HRFN8-QRD6GW+MOX230-09HFN8-QRD6GW								[SI_Unit]	
INDOOR AIRFLOW (CMH)	HEATING PERFORMANCE AT INDOOR DRY BULB TEMPERATURE								
	OUTDOOR DB(°C)	TC:TOTAL CAPACITY IN KILOWATTS (KW)				PI:TOTAL POWER IN KILOWATTS (KW)			
		Indoor Conditions (DB °C)				Indoor Conditions (DB °C)			
		16.0	20.0	22.0	24.0	16.0	20.0	22.0	24.0
280	-25.0	2.14	2.12	2.10	2.10	0.77	0.80	0.78	0.78
	-20.0	2.33	2.30	2.28	2.28	0.85	0.88	0.85	0.85
	-15.0	2.52	2.49	2.47	2.47	0.92	0.96	0.93	0.93
	-10.0	2.69	2.66	2.63	2.63	0.99	1.02	1.00	1.00
	-7.0	2.82	2.79	2.76	2.76	1.05	1.09	1.06	1.06
	-5.6	2.82	2.79	2.76	2.76	1.01	1.01	1.02	1.02
	-2.8	2.79	2.76	2.76	2.73	0.94	0.94	0.94	0.94
	0.0	2.76	2.70	2.70	2.67	0.87	0.87	0.86	0.86
	2.8	2.79	2.76	2.73	2.73	0.81	0.80	0.79	0.79
	5.6	2.93	2.91	2.88	2.85	0.74	0.73	0.73	0.72
	7.0	3.08	3.05	3.02	2.99	0.71	0.66	0.69	0.69
	11.1	3.14	3.11	3.08	3.05	0.61	0.59	0.58	0.58
	13.9	3.19	3.14	3.14	3.11	0.54	0.52	0.51	0.50
	16.7	3.25	3.19	3.17	3.14	0.47	0.45	0.44	0.43
18.0	3.25	3.22	3.19	3.17	0.44	0.42	0.41	0.39	
360	-25.0	2.19	2.17	2.14	2.14	0.78	0.80	0.78	0.78
	-20.0	2.38	2.35	2.33	2.33	0.85	0.88	0.85	0.86
	-15.0	2.57	2.55	2.52	2.52	0.93	0.97	0.93	0.94
	-10.0	2.75	2.72	2.69	2.69	1.00	1.03	1.00	1.00
	-7.0	2.88	2.85	2.82	2.82	1.06	1.09	1.06	1.07
	-5.6	2.88	2.85	2.82	2.82	1.02	1.02	1.02	1.02
	-2.8	2.85	2.82	2.82	2.79	0.95	0.95	0.95	0.95
	0.0	2.82	2.76	2.76	2.73	0.88	0.87	0.87	0.87
	2.8	2.85	2.82	2.79	2.79	0.82	0.81	0.80	0.80
	5.6	2.99	2.96	2.93	2.91	0.75	0.74	0.74	0.73
	7.0	3.14	3.11	3.08	3.05	0.72	0.67	0.70	0.70
	11.1	3.19	3.17	3.14	3.11	0.62	0.60	0.60	0.59
	13.9	3.25	3.19	3.19	3.17	0.55	0.53	0.52	0.52
	16.7	3.31	3.25	3.22	3.19	0.49	0.46	0.45	0.44
18.0	3.31	3.28	3.25	3.22	0.45	0.43	0.42	0.41	
530	-25.0	2.21	2.19	2.16	2.16	0.78	0.81	0.79	0.79
	-20.0	2.40	2.38	2.35	2.35	0.86	0.89	0.87	0.87
	-15.0	2.60	2.57	2.55	2.55	0.94	0.98	0.95	0.95
	-10.0	2.77	2.75	2.72	2.72	1.00	1.04	1.01	1.01
	-7.0	2.91	2.88	2.85	2.85	1.07	1.11	1.08	1.08
	-5.6	2.91	2.88	2.85	2.85	1.03	1.03	1.04	1.04
	-2.8	2.88	2.85	2.82	2.82	0.96	0.96	0.96	0.96
	0.0	2.82	2.79	2.79	2.76	0.89	0.89	0.88	0.88
	2.8	2.88	2.85	2.82	2.82	0.83	0.82	0.81	0.81
	5.6	3.02	2.99	2.96	2.93	0.76	0.75	0.75	0.74
	7.0	3.17	3.14	3.11	3.08	0.73	0.68	0.71	0.71
	11.1	3.22	3.19	3.17	3.14	0.63	0.61	0.60	0.60
	13.9	3.28	3.22	3.22	3.19	0.56	0.54	0.53	0.52
	16.7	3.34	3.28	3.25	3.22	0.49	0.47	0.46	0.45
18.0	3.34	3.31	3.28	3.25	0.46	0.44	0.43	0.41	

Note: The table shows the case where the operation frequency of a compressor is fixed.

MSEPBU-12HRFN8-QRD6GW+MOX330-12HFN8-QRD6GW(GA)								[SI_Unit]	
INDOOR AIRFLOW (CMH)	HEATING PERFORMANCE AT INDOOR DRY BULB TEMPERATURE								
	OUTDOOR DB(°C)	TC:TOTAL CAPACITY IN KILOWATTS (KW)				PI:TOTAL POWER IN KILOWATTS (KW)			
		Indoor Conditions (DB °C)				Indoor Conditions (DB °C)			
		16.0	20.0	22.0	24.0	16.0	20.0	22.0	24.0
290	-25.0	2.57	2.55	2.55	2.53	0.99	1.03	1.01	1.01
	-20.0	2.79	2.77	2.77	2.75	1.09	1.13	1.11	1.11
	-15.0	3.02	3.00	3.00	2.97	1.19	1.24	1.21	1.21
	-10.0	3.23	3.20	3.20	3.17	1.27	1.32	1.29	1.29
	-7.0	3.38	3.35	3.35	3.32	1.35	1.40	1.37	1.37
	-5.6	3.38	3.35	3.35	3.32	1.31	1.32	1.32	1.33
	-2.8	3.41	3.35	3.35	3.32	1.24	1.24	1.24	1.25
	0.0	3.38	3.32	3.30	3.30	1.16	1.16	1.17	1.17
	2.8	3.44	3.41	3.38	3.35	1.11	1.11	1.11	1.11
	5.6	3.64	3.61	3.58	3.56	1.04	1.04	1.04	1.04
	7.0	3.87	3.84	3.78	3.78	1.01	0.97	1.00	1.00
	11.1	3.99	3.93	3.90	3.87	0.91	0.90	0.89	0.89
	13.9	4.07	4.01	3.99	3.96	0.84	0.83	0.82	0.81
	16.7	4.16	4.10	4.07	4.01	0.77	0.75	0.75	0.74
18.0	4.19	4.13	4.10	4.07	0.74	0.72	0.71	0.70	
380	-25.0	2.62	2.60	2.58	2.58	1.00	1.04	1.01	1.01
	-20.0	2.85	2.83	2.80	2.80	1.10	1.14	1.11	1.11
	-15.0	3.08	3.06	3.03	3.03	1.20	1.25	1.22	1.22
	-10.0	3.29	3.27	3.24	3.24	1.28	1.33	1.30	1.30
	-7.0	3.45	3.42	3.39	3.39	1.36	1.41	1.38	1.38
	-5.6	3.47	3.44	3.41	3.41	1.32	1.33	1.33	1.34
	-2.8	3.47	3.44	3.41	3.41	1.25	1.25	1.26	1.26
	0.0	3.44	3.41	3.38	3.35	1.17	1.17	1.18	1.18
	2.8	3.53	3.47	3.47	3.44	1.12	1.12	1.12	1.12
	5.6	3.73	3.67	3.64	3.64	1.05	1.05	1.05	1.05
	7.0	3.99	3.93	3.87	3.84	1.02	0.98	1.01	1.01
	11.1	4.07	4.01	3.99	3.96	0.92	0.91	0.90	0.90
	13.9	4.16	4.10	4.07	4.04	0.85	0.84	0.83	0.82
	16.7	4.25	4.19	4.16	4.13	0.78	0.76	0.76	0.75
18.0	4.28	4.22	4.19	4.16	0.75	0.73	0.72	0.71	
560	-25.0	2.66	2.64	2.64	2.61	1.01	1.05	1.03	1.03
	-20.0	2.89	2.87	2.87	2.84	1.11	1.15	1.13	1.13
	-15.0	3.13	3.10	3.10	3.08	1.22	1.26	1.24	1.24
	-10.0	3.34	3.31	3.31	3.28	1.30	1.35	1.32	1.32
	-7.0	3.50	3.47	3.47	3.44	1.38	1.43	1.40	1.40
	-5.6	3.50	3.47	3.47	3.44	1.34	1.35	1.35	1.36
	-2.8	3.53	3.47	3.47	3.44	1.26	1.27	1.27	1.27
	0.0	3.47	3.44	3.41	3.38	1.19	1.19	1.19	1.19
	2.8	3.56	3.53	3.50	3.47	1.13	1.13	1.13	1.13
	5.6	3.76	3.70	3.70	3.67	1.06	1.06	1.06	1.06
	7.0	4.02	3.96	3.90	3.87	1.03	0.99	1.02	1.02
	11.1	4.10	4.04	4.01	3.99	0.93	0.92	0.91	0.91
	13.9	4.19	4.13	4.10	4.07	0.86	0.84	0.84	0.83
	16.7	4.28	4.22	4.19	4.13	0.79	0.77	0.76	0.75
18.0	4.31	4.25	4.22	4.19	0.75	0.73	0.72	0.72	

Note: The table shows the case where the operation frequency of a compressor is fixed.

MSEPBU-12HRFN8-QRD6GW+MOX230-12HFN8-QRD6GW									[SI_Unit]
INDOOR AIRFLOW (CMH)	HEATING PERFORMANCE AT INDOOR DRY BULB TEMPERATURE								
	OUTDOOR DB(°C)	TC:TOTAL CAPACITY IN KILOWATTS (KW)				PI:TOTAL POWER IN KILOWATTS (KW)			
		Indoor Conditions (DB °C)				Indoor Conditions (DB °C)			
		16.0	20.0	22.0	24.0	16.0	20.0	22.0	24.0
290	-25.0	2.28	2.25	2.23	2.23	0.83	0.86	0.84	0.85
	-20.0	2.47	2.45	2.43	2.43	0.91	0.94	0.93	0.94
	-15.0	2.68	2.65	2.63	2.63	1.00	1.03	1.02	1.02
	-10.0	2.86	2.83	2.80	2.80	1.06	1.10	1.08	1.09
	-7.0	2.99	2.97	2.94	2.94	1.13	1.17	1.15	1.16
	-5.6	3.05	3.02	2.99	2.99	1.10	1.12	1.13	1.13
	-2.8	3.11	3.08	3.05	3.02	1.06	1.07	1.08	1.08
	0.0	3.11	3.08	3.05	3.05	1.01	1.02	1.03	1.03
	2.8	3.26	3.20	3.17	3.17	0.98	0.99	0.99	0.99
	5.6	3.49	3.43	3.40	3.40	0.94	0.95	0.95	0.95
	7.0	3.76	3.69	3.64	3.61	0.93	0.92	0.93	0.93
	11.1	3.87	3.84	3.81	3.78	0.87	0.88	0.88	0.88
	13.9	4.01	3.96	3.93	3.90	0.83	0.83	0.83	0.83
	16.7	4.13	4.07	4.04	4.01	0.79	0.79	0.79	0.79
18.0	4.19	4.13	4.10	4.07	0.77	0.77	0.77	0.77	
380	-25.0	2.32	2.30	2.30	2.28	0.84	0.87	0.85	0.86
	-20.0	2.53	2.50	2.50	2.48	0.92	0.95	0.94	0.94
	-15.0	2.73	2.71	2.71	2.68	1.01	1.04	1.02	1.03
	-10.0	2.92	2.89	2.89	2.86	1.07	1.11	1.09	1.10
	-7.0	3.06	3.03	3.03	3.00	1.14	1.18	1.16	1.17
	-5.6	3.11	3.08	3.08	3.05	1.11	1.13	1.13	1.14
	-2.8	3.17	3.14	3.11	3.11	1.07	1.08	1.08	1.09
	0.0	3.20	3.14	3.14	3.11	1.02	1.03	1.04	1.04
	2.8	3.31	3.29	3.26	3.23	0.98	0.99	1.00	1.00
	5.6	3.58	3.52	3.49	3.46	0.95	0.95	0.96	0.96
	7.0	3.84	3.78	3.72	3.69	0.93	0.92	0.94	0.94
	11.1	3.98	3.93	3.90	3.87	0.88	0.88	0.88	0.88
	13.9	4.10	4.04	4.01	3.98	0.84	0.84	0.84	0.84
	16.7	4.25	4.16	4.13	4.10	0.80	0.79	0.79	0.79
18.0	4.30	4.25	4.22	4.16	0.78	0.77	0.77	0.77	
560	-25.0	2.34	2.32	2.30	2.30	0.84	0.87	0.86	0.87
	-20.0	2.55	2.52	2.50	2.50	0.93	0.96	0.94	0.95
	-15.0	2.75	2.73	2.70	2.70	1.02	1.05	1.03	1.04
	-10.0	2.94	2.91	2.89	2.89	1.08	1.12	1.10	1.11
	-7.0	3.08	3.05	3.02	3.02	1.15	1.19	1.17	1.18
	-5.6	3.14	3.11	3.08	3.08	1.12	1.14	1.14	1.15
	-2.8	3.20	3.17	3.14	3.14	1.08	1.09	1.09	1.10
	0.0	3.23	3.17	3.17	3.14	1.03	1.04	1.04	1.05
	2.8	3.34	3.31	3.29	3.26	0.99	1.00	1.00	1.01
	5.6	3.58	3.55	3.52	3.49	0.95	0.96	0.96	0.96
	7.0	3.84	3.81	3.75	3.72	0.94	0.93	0.94	0.94
	11.1	4.01	3.96	3.93	3.90	0.88	0.88	0.89	0.89
	13.9	4.13	4.07	4.04	4.01	0.84	0.84	0.84	0.84
	16.7	4.28	4.22	4.19	4.13	0.80	0.80	0.79	0.79
18.0	4.33	4.28	4.25	4.22	0.78	0.77	0.77	0.77	

Note: The table shows the case where the operation frequency of a compressor is fixed.

MSEPCU-18HRFN8-QRD0GW+MOX430-18HFN8-QRD0GW									[SI_Unit]
--	--	--	--	--	--	--	--	--	-----------

INDOOR AIRFLOW (CMH)	HEATING PERFORMANCE AT INDOOR DRY BULB TEMPERATURE								
	OUTDOOR DB(°C)	TC:TOTAL CAPACITY IN KILOWATTS (KW)				PI:TOTAL POWER IN KILOWATTS (KW)			
		Indoor Conditions (DB °C)				Indoor Conditions (DB °C)			
		16.0	20.0	22.0	24.0	16.0	20.0	22.0	24.0
400	-20.0	3.87	3.82	3.80	3.78	1.41	1.46	1.44	1.45
	-15.0	4.19	4.14	4.11	4.09	1.54	1.59	1.57	1.58
	-10.0	4.47	4.42	4.39	4.36	1.64	1.70	1.68	1.69
	-7.0	4.69	4.63	4.60	4.57	1.74	1.80	1.78	1.79
	-5.6	4.72	4.66	4.63	4.60	1.72	1.73	1.74	1.76
	-2.8	4.72	4.69	4.66	4.63	1.66	1.68	1.69	1.70
	0.0	4.69	4.66	4.63	4.60	1.60	1.62	1.63	1.64
	2.8	4.83	4.78	4.75	4.72	1.55	1.57	1.58	1.59
	5.6	5.12	5.06	5.04	5.01	1.51	1.52	1.53	1.54
	7.0	5.46	5.39	5.31	5.28	1.48	1.47	1.50	1.51
	11.1	5.63	5.54	5.51	5.45	1.40	1.41	1.42	1.42
	13.9	5.74	5.66	5.63	5.60	1.35	1.36	1.36	1.37
	16.7	5.89	5.80	5.74	5.71	1.30	1.30	1.31	1.31
	18.0	5.95	5.86	5.80	5.77	1.27	1.28	1.28	1.28
580	-20.0	3.94	3.89	3.87	3.85	1.42	1.47	1.45	1.46
	-15.0	4.27	4.21	4.19	4.16	1.55	1.60	1.58	1.60
	-10.0	4.56	4.50	4.47	4.45	1.65	1.71	1.69	1.71
	-7.0	4.77	4.71	4.69	4.66	1.75	1.82	1.79	1.81
	-5.6	4.80	4.75	4.72	4.69	1.72	1.74	1.76	1.77
	-2.8	4.83	4.78	4.75	4.72	1.67	1.69	1.70	1.71
	0.0	4.80	4.75	4.72	4.69	1.61	1.63	1.64	1.65
	2.8	4.92	4.86	4.83	4.80	1.56	1.58	1.59	1.60
	5.6	5.24	5.18	5.12	5.09	1.52	1.53	1.54	1.55
	7.0	5.57	5.51	5.42	5.39	1.49	1.48	1.51	1.52
	11.1	5.74	5.66	5.63	5.60	1.41	1.42	1.43	1.43
	13.9	5.89	5.80	5.74	5.71	1.36	1.37	1.37	1.37
	16.7	6.00	5.92	5.89	5.83	1.31	1.31	1.31	1.32
	18.0	6.09	6.00	5.95	5.89	1.28	1.29	1.29	1.29
685	-20.0	3.99	3.94	3.92	3.90	1.43	1.48	1.46	1.47
	-15.0	4.32	4.27	4.24	4.22	1.57	1.62	1.60	1.61
	-10.0	4.61	4.56	4.53	4.50	1.67	1.73	1.71	1.72
	-7.0	4.83	4.78	4.75	4.72	1.77	1.83	1.81	1.82
	-5.6	4.86	4.80	4.78	4.75	1.73	1.76	1.77	1.79
	-2.8	4.89	4.83	4.80	4.78	1.69	1.71	1.72	1.72
	0.0	4.86	4.80	4.78	4.75	1.63	1.65	1.66	1.67
	2.8	4.98	4.92	4.89	4.86	1.58	1.60	1.61	1.62
	5.6	5.30	5.21	5.18	5.15	1.54	1.55	1.56	1.57
	7.0	5.66	5.57	5.48	5.45	1.51	1.50	1.53	1.54
	11.1	5.80	5.71	5.68	5.66	1.43	1.44	1.45	1.45
	13.9	5.95	5.86	5.80	5.77	1.38	1.39	1.39	1.40
	16.7	6.06	5.97	5.95	5.89	1.33	1.33	1.34	1.34
	18.0	6.15	6.06	6.00	5.95	1.30	1.31	1.31	1.31

Note: The table shows the case where the operation frequency of a compressor is fixed.

MSEPCU-18HRFN8-QRD0GW+MOX301-18HFN8-QRD0GW								[SI_Unit]	
INDOOR AIRFLOW (CMH)	HEATING PERFORMANCE AT INDOOR DRY BULB TEMPERATURE								
	OUTDOOR DB(°C)	TC:TOTAL CAPACITY IN KILOWATTS (KW)				PI:TOTAL POWER IN KILOWATTS (KW)			
		Indoor Conditions (DB °C)				Indoor Conditions (DB °C)			
		16.0	20.0	22.0	24.0	16.0	20.0	22.0	24.0
400	-15.0	4.02	3.97	3.95	3.95	1.59	1.64	1.61	1.62
	-10.0	4.30	4.24	4.22	4.22	1.69	1.75	1.72	1.73
	-7.0	4.50	4.44	4.42	4.42	1.80	1.86	1.83	1.84
	-5.6	4.56	4.50	4.47	4.47	1.76	1.78	1.79	1.80
	-2.8	4.62	4.56	4.53	4.50	1.68	1.70	1.71	1.71
	0.0	4.62	4.56	4.53	4.50	1.61	1.62	1.63	1.63
	2.8	4.79	4.74	4.71	4.65	1.54	1.56	1.56	1.57
	5.6	5.11	5.05	5.03	4.97	1.48	1.49	1.50	1.50
	7.0	5.46	5.39	5.31	5.28	1.46	1.43	1.47	1.47
	11.1	5.66	5.57	5.54	5.51	1.36	1.36	1.36	1.36
	13.9	5.83	5.74	5.68	5.66	1.29	1.29	1.29	1.29
	16.7	5.97	5.89	5.86	5.80	1.22	1.22	1.21	1.21
18.0	6.06	5.97	5.92	5.89	1.19	1.18	1.18	1.18	
580	-15.0	4.09	4.04	4.02	3.99	1.59	1.65	1.63	1.64
	-10.0	4.37	4.32	4.29	4.26	1.70	1.76	1.74	1.75
	-7.0	4.58	4.52	4.49	4.46	1.81	1.87	1.85	1.86
	-5.6	4.65	4.59	4.56	4.53	1.77	1.79	1.80	1.81
	-2.8	4.71	4.65	4.62	4.59	1.69	1.71	1.72	1.73
	0.0	4.71	4.65	4.62	4.59	1.62	1.63	1.64	1.65
	2.8	4.88	4.82	4.79	4.76	1.56	1.57	1.57	1.58
	5.6	5.23	5.14	5.11	5.08	1.50	1.50	1.51	1.51
	7.0	5.60	5.51	5.42	5.37	1.47	1.44	1.48	1.48
	11.1	5.77	5.68	5.66	5.63	1.37	1.37	1.37	1.37
	13.9	5.95	5.86	5.83	5.77	1.30	1.30	1.29	1.29
	16.7	6.12	6.03	6.00	5.95	1.23	1.22	1.22	1.22
18.0	6.21	6.12	6.06	6.03	1.20	1.19	1.19	1.18	
685	-15.0	4.13	4.08	4.08	4.05	1.61	1.66	1.64	1.65
	-10.0	4.41	4.35	4.35	4.33	1.72	1.78	1.75	1.76
	-7.0	4.62	4.56	4.56	4.53	1.83	1.89	1.86	1.87
	-5.6	4.68	4.62	4.62	4.59	1.78	1.80	1.81	1.82
	-2.8	4.74	4.68	4.68	4.65	1.71	1.72	1.73	1.74
	0.0	4.76	4.71	4.68	4.65	1.63	1.64	1.65	1.66
	2.8	4.94	4.88	4.82	4.79	1.57	1.58	1.58	1.59
	5.6	5.29	5.20	5.17	5.14	1.51	1.51	1.52	1.52
	7.0	5.66	5.57	5.48	5.42	1.48	1.45	1.49	1.49
	11.1	5.83	5.77	5.71	5.68	1.38	1.38	1.38	1.38
	13.9	6.00	5.92	5.89	5.86	1.31	1.30	1.30	1.30
	16.7	6.18	6.09	6.06	6.00	1.24	1.23	1.23	1.23
18.0	6.26	6.18	6.15	6.09	1.20	1.20	1.19	1.19	

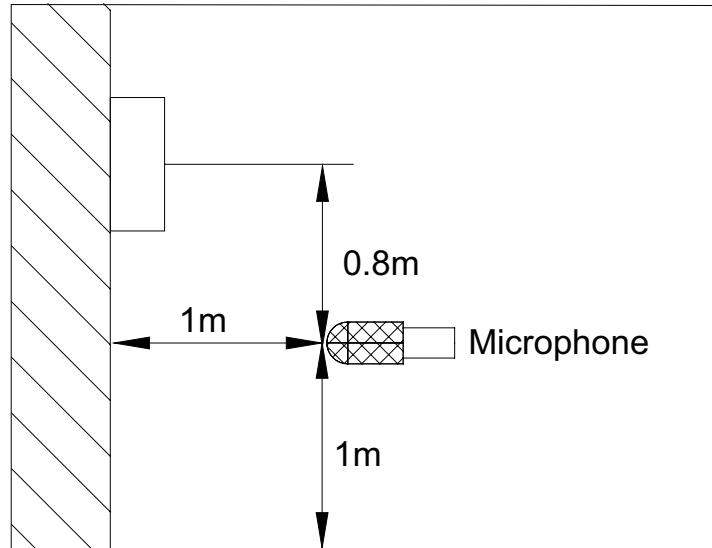
Note: The table shows the case where the operation frequency of a compressor is fixed.

MSEPDU-24HRFN8-QRD0GW+MOX430-24HFN8-QRD0GW								[SI_Unit]	
INDOOR AIRFLOW (CMH)	HEATING PERFORMANCE AT INDOOR DRY BULB TEMPERATURE								
	OUTDOOR DB(°C)	TC:TOTAL CAPACITY IN KILOWATTS (KW)				PI:TOTAL POWER IN KILOWATTS (KW)			
		Indoor Conditions (DB °C)				Indoor Conditions (DB °C)			
		16.0	20.0	22.0	24.0	16.0	20.0	22.0	24.0
379	-20.0	5.46	5.42	5.39	5.37	2.37	2.46	2.39	2.39
	-15.0	5.91	5.86	5.84	5.81	2.59	2.69	2.61	2.62
	-10.0	6.31	6.26	6.23	6.20	2.77	2.87	2.78	2.79
	-7.0	6.62	6.56	6.53	6.50	2.94	3.05	2.96	2.97
	-5.6	6.59	6.53	6.50	6.47	2.84	2.85	2.86	2.86
	-2.8	6.56	6.47	6.44	6.41	2.65	2.66	2.66	2.66
	0.0	6.44	6.35	6.32	6.27	2.47	2.46	2.46	2.46
	2.8	6.53	6.44	6.41	6.35	2.30	2.29	2.29	2.28
	5.6	6.85	6.76	6.70	6.67	2.15	2.12	2.11	2.10
	7.0	7.19	7.10	7.04	6.98	2.06	1.95	2.02	2.01
	11.1	7.33	7.21	7.15	7.12	1.81	1.77	1.75	1.74
	13.9	7.41	7.30	7.27	7.21	1.64	1.59	1.57	1.54
	16.7	7.53	7.41	7.36	7.30	1.46	1.41	1.38	1.35
18.0	7.56	7.44	7.39	7.33	1.38	1.32	1.29	1.26	
724	-20.0	5.60	5.53	5.50	5.48	2.40	2.49	2.42	2.43
	-15.0	6.06	5.98	5.96	5.93	2.63	2.72	2.64	2.65
	-10.0	6.47	6.39	6.36	6.33	2.80	2.90	2.82	2.83
	-7.0	6.78	6.69	6.66	6.63	2.98	3.08	3.00	3.01
	-5.6	6.73	6.64	6.61	6.59	2.87	2.88	2.89	2.89
	-2.8	6.67	6.61	6.59	6.53	2.68	2.69	2.69	2.69
	0.0	6.56	6.50	6.44	6.41	2.49	2.49	2.48	2.48
	2.8	6.67	6.59	6.53	6.50	2.32	2.31	2.30	2.29
	5.6	6.99	6.91	6.85	6.82	2.16	2.14	2.13	2.12
	7.0	7.33	7.24	7.18	7.12	2.08	1.96	2.04	2.03
	11.1	7.47	7.36	7.30	7.27	1.83	1.79	1.77	1.75
	13.9	7.56	7.44	7.41	7.36	1.65	1.60	1.57	1.55
	16.7	7.67	7.56	7.50	7.44	1.47	1.41	1.38	1.35
18.0	7.70	7.59	7.53	7.47	1.38	1.32	1.29	1.26	
1092	-20.0	5.63	5.58	5.56	5.54	2.43	2.51	2.44	2.45
	-15.0	6.10	6.04	6.02	5.99	2.65	2.75	2.67	2.68
	-10.0	6.51	6.45	6.42	6.40	2.83	2.93	2.85	2.86
	-7.0	6.82	6.76	6.73	6.70	3.01	3.12	3.03	3.04
	-5.6	6.79	6.73	6.70	6.67	2.90	2.91	2.92	2.92
	-2.8	6.76	6.67	6.64	6.61	2.71	2.71	2.71	2.71
	0.0	6.64	6.56	6.53	6.47	2.52	2.51	2.51	2.51
	2.8	6.73	6.64	6.61	6.59	2.35	2.33	2.32	2.32
	5.6	7.08	6.96	6.93	6.88	2.18	2.16	2.15	2.14
	7.0	7.45	7.33	7.27	7.21	2.10	1.98	2.06	2.04
	11.1	7.56	7.44	7.41	7.36	1.84	1.80	1.78	1.76
	13.9	7.67	7.56	7.50	7.44	1.66	1.61	1.58	1.56
	16.7	7.76	7.65	7.59	7.53	1.47	1.42	1.39	1.36
18.0	7.82	7.70	7.65	7.59	1.39	1.32	1.29	1.26	

Note: The table shows the case where the operation frequency of a compressor is fixed.

9. Noise Criterion Curves

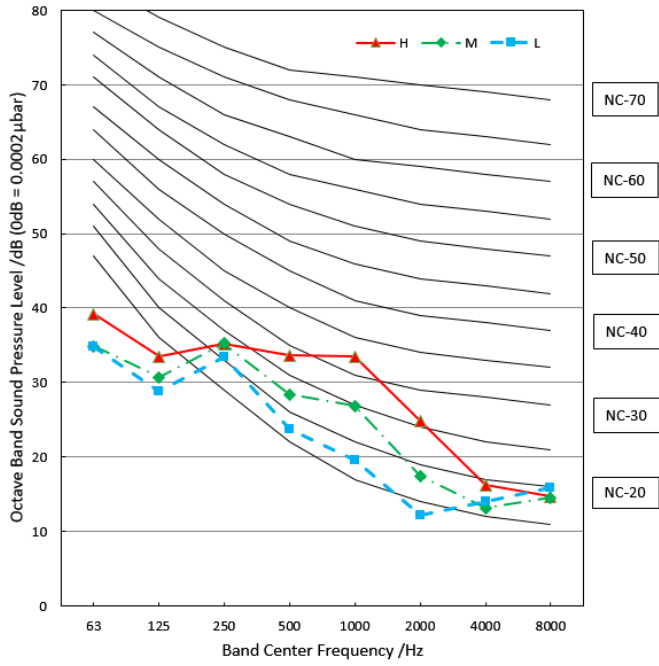
9.1 Indoor Unit



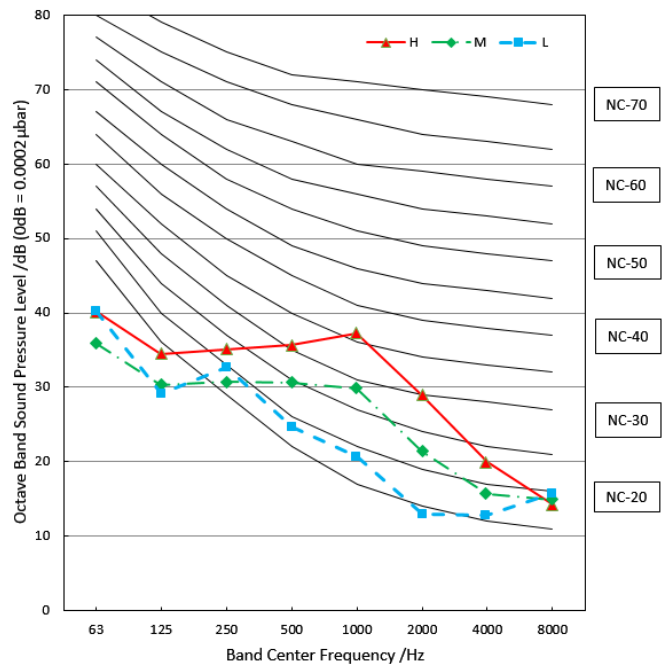
Notes:

- Sound measured at 1.0m away from the center of the unit.
- Data is valid at free field condition
- Data is valid at nominal operation condition
- Reference acoustic pressure $OdB = 20\mu Pa$
- Sound level will vary depending on a range of factors such as the construction -(acoustic absorption coefficient) of particular room in which the equipment is installed.
- The operating conditions are assumed to be standard.

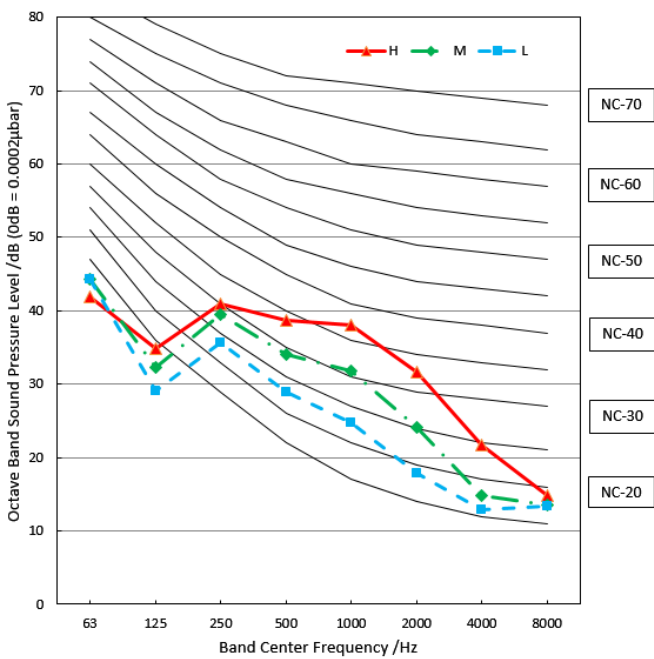
MSEPBU-09HRFN8-QRD6GW



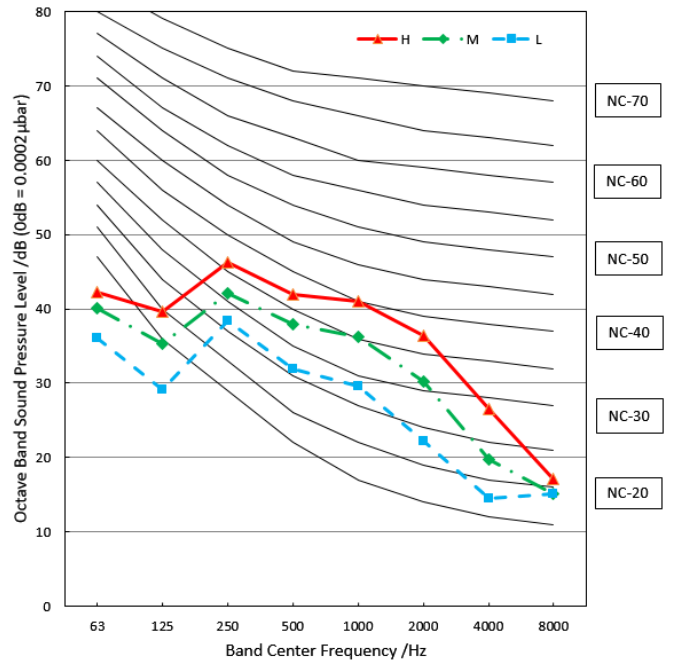
MSEPBU-12HRFN8-QRD6GW



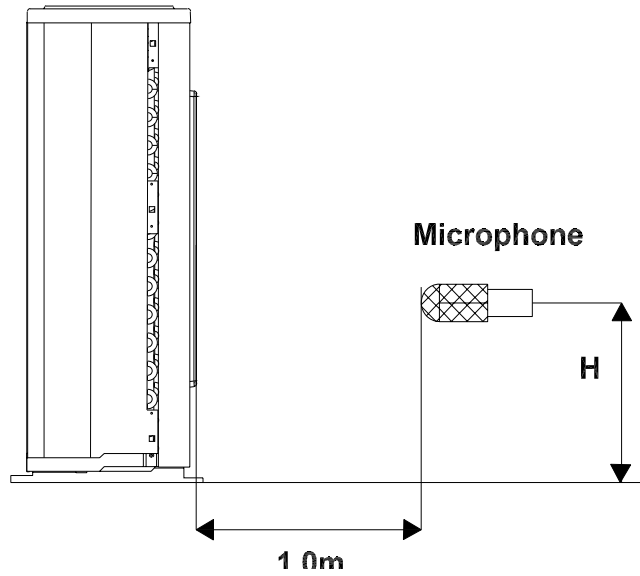
MSEPBU-18HRFN8-QRD0GW



MSEPBU-24HRFN8-QRD0GW



9.2 Outdoor Unit

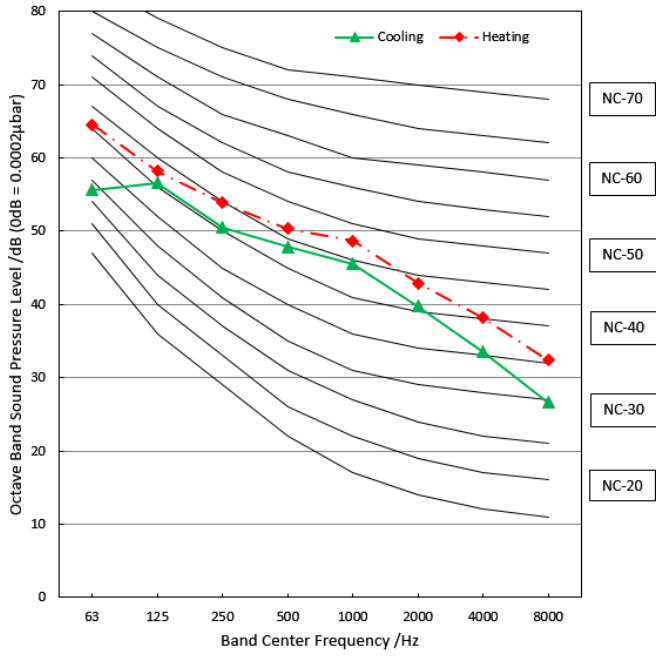


Note: $H = 0.5 \times$ height of outdoor unit

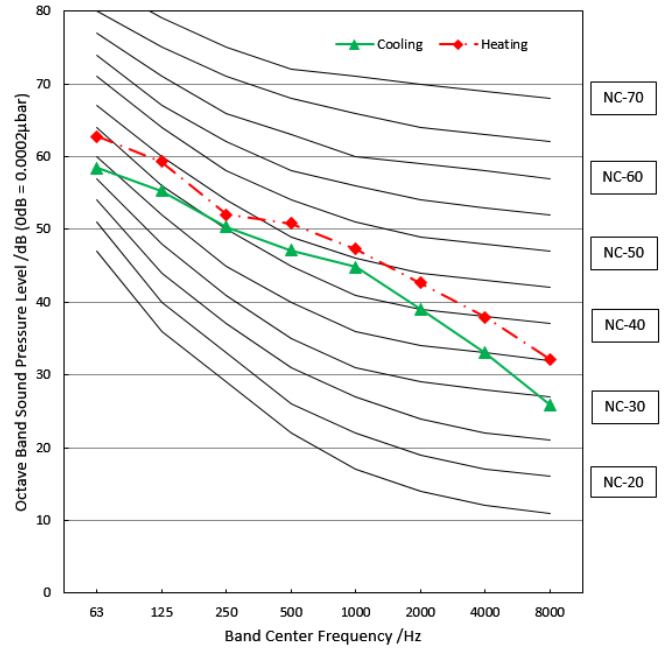
Notes:

- Sound measured at 1.0m away from the center of the unit.
- Data is valid at free field condition
- Data is valid at nominal operation condition
- Reference acoustic pressure $OdB=20\mu Pa$
- Sound level will vary depending on arrangement of factors such as the construction (acoustic absorption coefficient) of particular room in which the equipment is installed.
- The operating conditions are assumed to be standard.

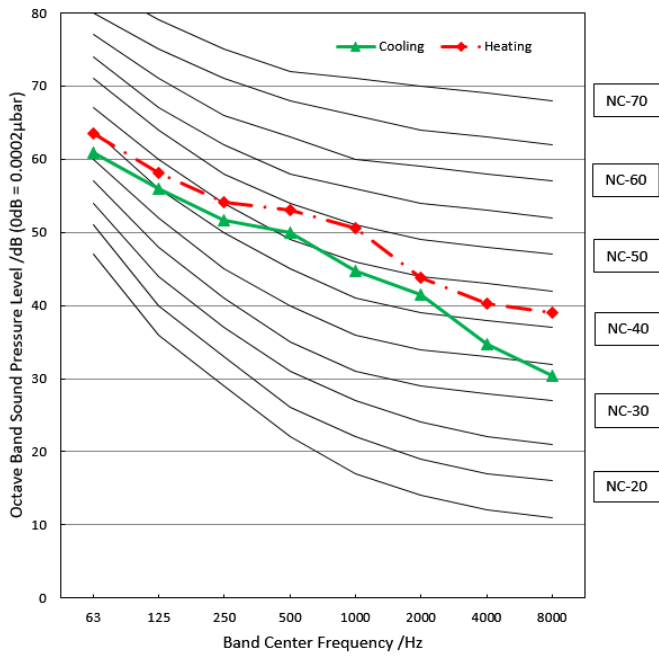
MOX330-09HFN8-QRD6GW(GA)



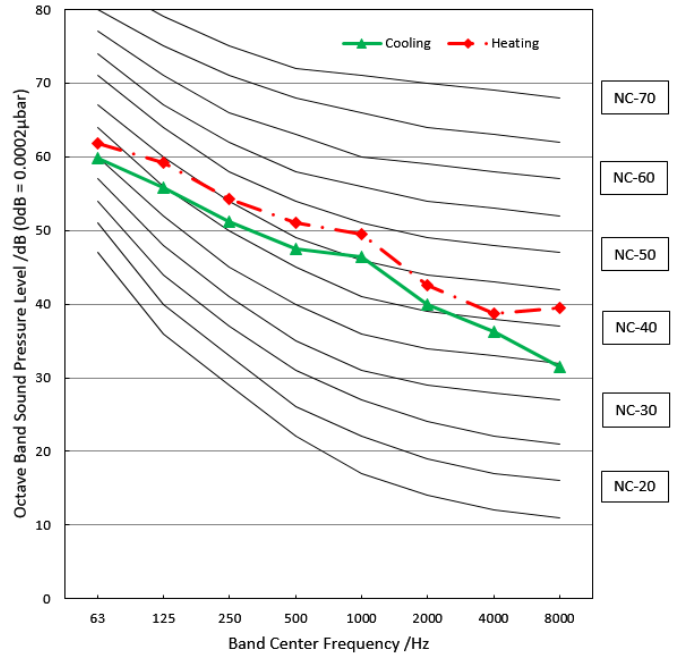
MOX330-12HFN8-QRD6GW(GA)



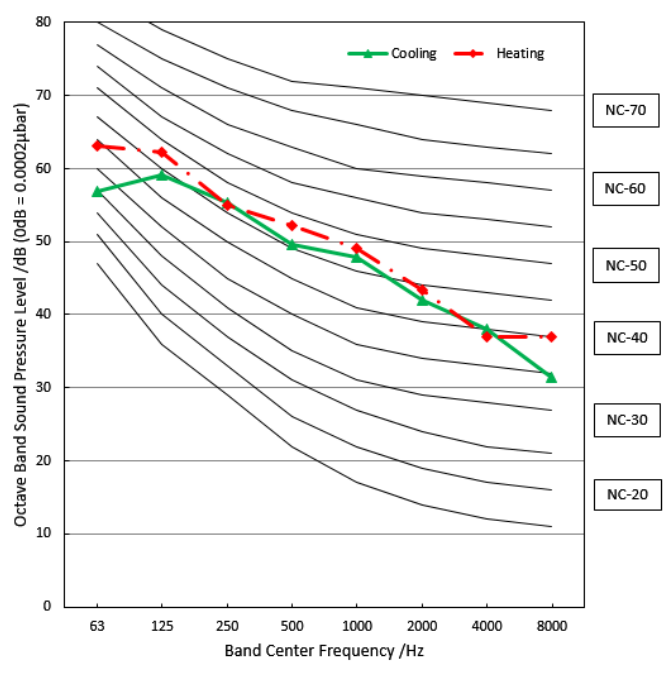
MOX230-09HFN8-QRD6GW



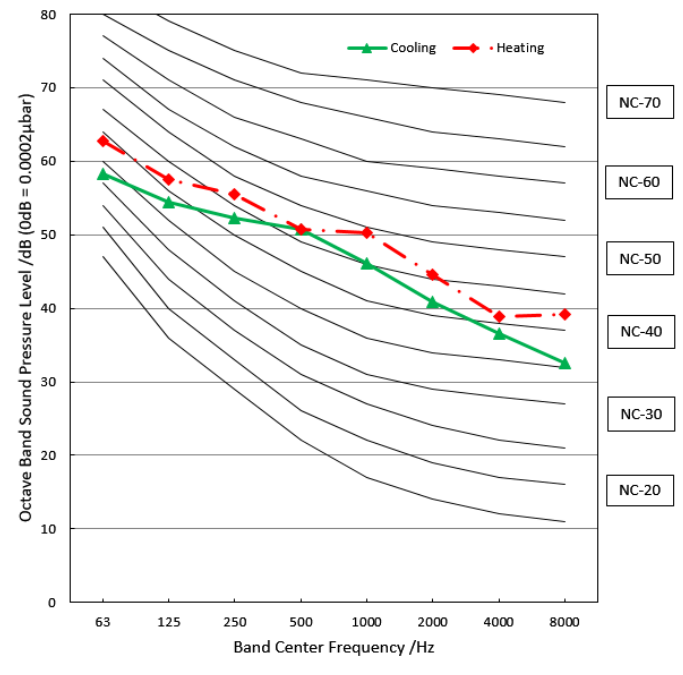
MOX230-12HFN8-QRD6GW



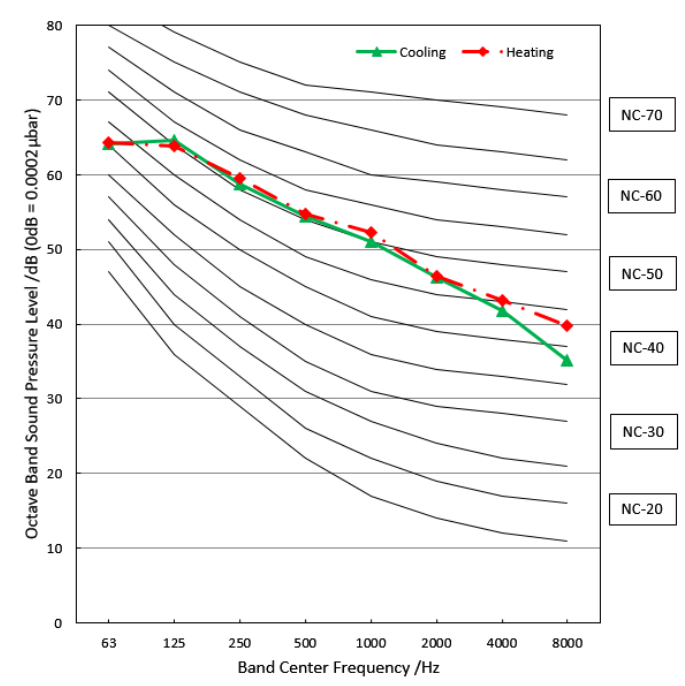
MOX430-18HFN8-QRD0GW



MOX301-18HFN8-QRD0GW



MOX430-24HFN8-QRD0GW



10. Electrical Characteristics

Model	Indoor Unit			Power Supply		IFM	
	Phase	Hz	Voltage	MCA	MOP	kW	FLA
MSEPB09HRFN8-QRD6GW	1	50	220-240 min:198 max:264	--	--	0.02	0.16
MSEPB12HRFN8-QRD6GW				--	--	0.02	0.16
MSEPC18HRFN8-QRD0GW				--	--	0.03	0.11
MSEPD24HRFN8-QRD0GW				--	--	0.058	0.206

Model	Outdoor Unit			Power Supply		Compressor		OFM		
	Phase	Hz	Voltage	MCA	MOP	MSC	RLA	Qty	kW	FLA
MOX330-09HFN8-QRD6GW(GA)	1	50	220-240 min:198 max:264	7.52	12.82	/	5.3	1	0.034	0.89
MOX230-09HFN8-QRD6GW				6.86	11.51	/	4.65	1	0.034	0.89
MOX330-12HFN8-QRD6GW(GA)				7.52	12.82	/	5.3	1	0.034	0.89
MOX230-12HFN8-QRD6GW				6.86	11.51	/	4.65	1	0.034	0.89
MOX430-18HFN8-QRD0GW				9.76	16.91	/	7.15	1	0.08	0.82
MOX301-18HFN8-QRD0GW				10.38	17.88	/	7.5	1	0.034	0.89
MOX430-24HFN8-QRD0GW				12.45	21.75	/	9.30	1	0.08	0.82

Notes:

MCA: Minimum Circuit Amperes (A)

MOP: Maximum rating over current protective device

MSC: Maximum Starting Current

RLA: Rated Load Amperes (A)

IFM: Indoor Fan Motor

OFM: Outdoor Fan Motor

FLA: Full Load Amperes (A)

Product Features

Contents

1.	Operation Modes and Functions	61
1.1	Abbreviation.....	61
1.2	Safety Features	61
1.3	Display Function	61
1.4	Fan Mode.....	62
1.5	Cooling Mode	62
1.6	Heating Mode(Heat Pump Units)	63
1.7	Auto-mode.....	64
1.8	Drying Mode	64
1.9	Forced Operation Function	64
1.10	Timer Function	65
1.11	Sleep Function.....	65
1.12	Follow me(Optional)	65
1.13	Auto-Restart Function.....	65
1.14	8°C Heating	65
1.15	Silence (Optional)	65
1.16	ECO function.....	66
1.17	Electrical energy consumption control function.....	66
1.18	Breeze away function	66
1.19	Active Clean function	66
1.20	Wireless control(optional)	66



Contents

2.	Remote Controller Functions	67
2.1	Infrared Wireless Remote Controller.....	67

1. Operation Modes and Functions

1.1 Abbreviation

Unit element abbreviations

Abbreviation	Element
T1	Indoor room temperature
T2	Coil temperature of evaporator
T3	Coil temperature of condenser
T4	Outdoor ambient temperature
Tsc	Adjusted setting temperature
TP	Compressor discharge temperature

1.2 Safety Features

Compressor three-minute delay at restart

Compressor functions are delayed for up to ten seconds upon the first startup of the unit, and are delayed for up to three minutes upon subsequent unit restarts.

Automatic shutoff based on discharge temperature

If the compressor discharge temperature exceeds a certain level for a period of time, the compressor ceases operation.

Automatic shutoff based on fan speed

If the indoor fan speed registers below 200RPM or over 2100RPM for an extended period of time, the unit ceases operation and the corresponding error code is displayed on the indoor unit.

Inverter module protection

The inverter module has an automatic shutoff mechanism based on the unit's current, voltage, and temperature. If automatic shutoff is initiated, the corresponding error code is displayed on the indoor unit and the unit ceases operation.

Indoor fan delayed operation

- When the unit starts, the louver is automatically activated and the indoor fan will operate after a period of setting time or the louver is in place.
- If the unit is in heating mode, the indoor fan is regulated by the anti-cold wind function.

Compressor preheating

Preheating is automatically activated when T4 is lower than setting temperature.

Sensor redundancy and automatic shutoff

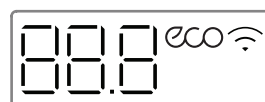
- If one temperature sensor malfunctions, the air

conditioner continues operation and displays the corresponding error code, allowing for emergency use.


- When more than one temperature sensor is malfunctioning, the air conditioner ceases operation.

1.3 Display Function

Unit display functions



(A)



(B)



(C)

Display	Function
ECO	ECO function (available on select units only)
📶	when Wireless Control feature is activated (some units)
00.0	Temperature value
00	Temperature
0n (3s)	Timer ON is set. Activation of , Fresh, Swing, Turbo, ECO, Breeze away, ECO intelligent or Silence
0F (3s)	Timer OFF is set. Cancellation of Fresh, Swing, Turbo, ECO, Breeze away, ECO intelligent or Silent
dF	Defrost
CL	Active Clean (For Inverter split type) or self-cleaning (For Fixed-speed type)
FP	Heating in room temperature under 8°C

1.4 Fan Mode

When fan mode is activated:

- The outdoor fan and compressor cease operation.
- Temperature control is disabled and indoor room temperature is displayed.
- The indoor fan speed can be set to 1%~100%, or auto.
- The louver operations are identical to those in cooling mode.
- Auto fan: In fan-only mode, AC operates the same as auto fan in cooling mode with the temperature set at 24°C.(Tsc =24°C)

1.5 Cooling Mode

1.5.1 Compressor Control

Reach the configured temperature:

- 1) When the compressor runs continuously for within 120 minutes.
 - If the following conditions are satisfied, the compressor ceases operation.
 - Calculated frequency(fb) is less than minimum limit frequency(FminC).
 - Compressor runs at FminC more than 10 minutes
 - T1 is lower than or equal to (Tsc-CDIFTEMP-0.5°C)

Note: CDIFTEMP is EEPROM setting parameter. It is 2°C usually.

- 2) When the compressor runs continuously for more than 120 minutes.
 - If the following conditions are satisfied, the compressor ceases operation.
 - Calculated frequency(fb) is less than minimum limit frequency(FminC).
 - Compressor runs at FminC more than 10 minutes.
 - T1 is lower than or equal to (Tsc-CDIFTEMP).

Note: CDIFTEMP is EEPROM setting parameter. It is 2°C usually.

- 3) If one of the following conditions is satisfied, not judge protective time.
 - Compressor running frequency(fr) is more than test frequency(TestFre).
 - Compressor running frequency is equal to test frequency, T4 is more than 15°C or T4 fault.
 - Change setting temperature.
 - Turbo or sleep function on/off

- Various frequency limit shutdown occurs.

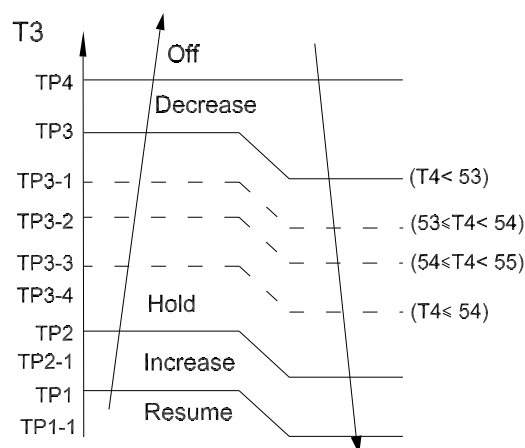
1.5.2 Indoor Fan Control

- 1) In cooling mode, the indoor fan operates continuously. The fan speed can be set to 1%-100%, or auto.
- 2) Auto fan
 - Descent curve
 - When T1-Tsc is lower than or equal to 3.5°C, fan speed reduces to 80%;
 - When T1-Tsc is lower than or equal to 1°C, fan speed reduces to 60%;
 - When T1-Tsc is lower than or equal to 0.5°C, fan speed reduces to 40%;
 - When T1-Tsc is lower than or equal to 0°C, fan speed reduces to 20%;
 - When T1-Tsc is lower than or equal to -0.5°C, fan speed reduces to 1%.
 - Rise curve
 - When T1-Tsc is higher than 0°C, fan speed increases to 20%;
 - When T1-Tsc is higher than 0.5°C, fan speed increases to 40%;
 - When T1-Tsc is higher than 1°C, fan speed increases to 60%;
 - When T1-Tsc is higher than 1.5°C, fan speed increases to 80%;
 - When T1-Tsc is higher than 4°C, fan speed increases to 100%.

1.5.3 Outdoor Fan Control

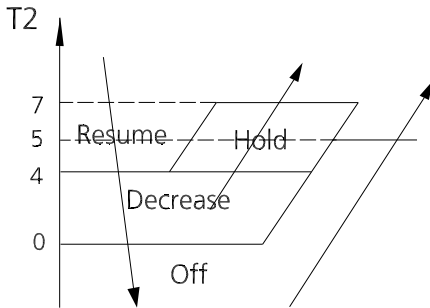
- The outdoor unit will be run at different fan speed according to T4 and compressor running frequency..
- For different outdoor units, the fan speeds are different.

1.5.4 Condenser Temperature Protection



When the condenser temperature exceeds a configured value, the compressor ceases operation.

1.5.5 Evaporator Temperature Protection



- Off: Compressor stops.
- Decrease: Decrease the running frequency to the lower level per 1 minute.
- Hold: Keep the current frequency.
- Resume: No limitation for frequency.

1.6 Heating Mode(Heat Pump Units)

1.6.1 Compressor Control

1) Reach the configured temperature

- If the following conditions are satisfied, the compressor ceases operation.
 - Calculated frequency(fb) is less than minimum limit frequency(FminH).
 - Compressor runs at FminH more than 10 minutes.
 - T1 is higher than or equal to Tsc+ HDIFTEMP2.

Note: HDIFTEMP2 is EEPROM setting parameter. It is 2°C usually.

- If one of the following conditions is satisfied, not judge protective time.
 - Compressor running frequency(fr) is more than test frequency(TestFre).
 - When compressor running frequency is equal to test frequency, T4 is more than 15°C or T4 fault.
 - Change setting temperature.
 - Turbo or sleep function on/off.

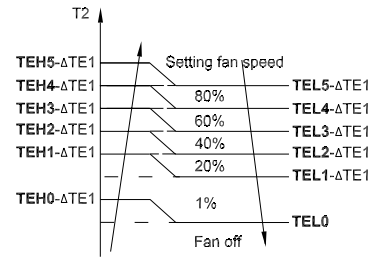
2) When the current is higher than the predefined safe value, surge protection is activated, causing the compressor to cease operations.

1.6.2 Indoor Fan Control:

1) In heating mode, the indoor fan operates continuously. The fan speed can be set to 1%-100%, or mute. And the anti-cold wind function has the priority.

- Anti-cold air function

- The indoor fan is controlled by the indoor temperature T1 and indoor unit coil temperature T2.



$T1 \geq 19^{\circ}\text{C}(66.2^{\circ}\text{F})$	$\Delta\text{TE}1=0$
$15^{\circ}\text{C}(59^{\circ}\text{F}) \leq T1 < 19^{\circ}\text{C}(66.2^{\circ}\text{F})$	$\Delta\text{TE}1=19^{\circ}\text{C}-T1$ ($34.2^{\circ}\text{F}-T1$)
$T1 < 15^{\circ}\text{C}(59^{\circ}\text{F})$	$\Delta\text{TE}1=4^{\circ}\text{C}(7.2^{\circ}\text{F})$

2) Auto fan

- Rise curve
 - When T1-Tsc is higher than -1.5°C, fan speed reduces to 80%;
 - When T1-Tsc is higher than 0°C, fan speed reduces to 60%;
 - When T1-Tsc is higher than 0.5°C, fan speed reduces to 40%;
 - When T1-Tsc is higher than 1°C, fan speed reduces to 20%.
- Descent curve
 - When T1-Tsc is lower than or equal to 0.5°C, fan speed increases to 40%;
 - When T1-Tsc is lower than or equal to 0°C, fan speed increases to 60%;
 - When T1-Tsc is lower than or equal to -1.5°C, fan speed increases to 80%;
 - When T1-Tsc is lower than or equal to -3°C, fan speed increases to 100%.

1.6.3 Outdoor Fan Control:

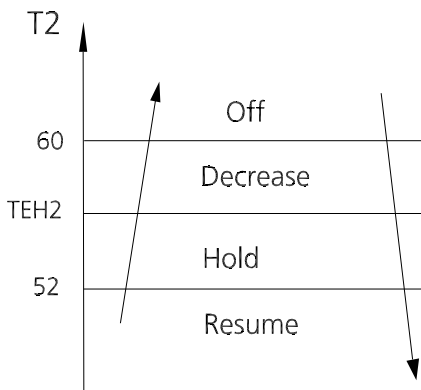
- The outdoor unit will be run at different fan speed according to T4 and compressor running frequency.
- For different outdoor units, the fan speeds are different.

1.6.4 Defrosting Mode

- The unit enters defrosting mode according to changes in the temperature value of T3, T4 as well as the compressor running time.
- In defrosting mode, the compressor continues to run, the indoor and outdoor motor will cease operation, the defrost light of the indoor unit will turn on, and the "df" symbol is displayed.

- If any one of the following conditions is satisfied, defrosting ends and the machine switches to normal heating mode:
 - T3 rises above TCDE1°C.
 - T3 maintained above TCDE2°C for 80 seconds.
 - Unit runs for 15 minutes consecutively in defrosting mode.
- If T4 is lower than or equal to -22°C and compressor running time is more than TIMING_DEFROST_TIME, if any one of the following conditions is satisfied, defrosting ends and the machine switches to normal heating mode:
 - Unit runs for 10 minutes consecutively in defrosting mode.
 - T3 rises above 10°C.
- If T3 is lower than 3°C and compressor running time is more than 120 minutes, at this time, if T3 is lower than TCDI1+4°C(39.2°F) for 3 minutes, the unit enters defrosting mode.
- If any one of the following conditions is satisfied, defrosting ends and the machine switches to normal heating mode:
 - T3 rises above TCDE1+4°C.
 - T3 maintained above TCDE2+4°C for 80 seconds.
 - Unit runs for 15 minutes consecutively in defrosting mode.

1.6.5 Evaporator Temperature Protection



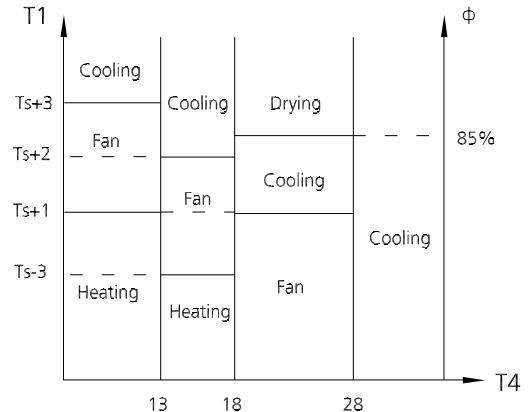
- Off: Compressor stops.
- Decrease: Decrease the running frequency to the lower level per 20 seconds.
- Hold: Keep the current frequency.
- Resume: No limitation for frequency.

1.7 Auto-mode

- This mode can be selected with the remote controller and the setting temperature can be changed between

16°C~30°C.

- In auto mode, the machine selects cooling, heating, auto-drying or fan-only mode on the basis of T1, Ts, T4 and relative humidity.



- If the setting temperature is modified, the machine selects a new running function.

1.8 Drying mode

- In drying mode, AC operates the same as auto fan in cooling mode.
- All protections are activated and operate the same as they do that in cooling mode.
- Low Room Temperature Protection

If the room temperature is lower than 10°C, the compressor ceases operations and does not resume until room temperature exceeds 12°C.

1.9 Forced operation function

- Forced cooling mode:

The compressor and outdoor fan continue to run(fixed at rated frequency), and the indoor fan runs at rated speed. After running for 30 minutes, the AC will switch to auto mode with a preset temperature of 24°C.

- Forced auto mode:

Forced auto mode operates the same as normal auto mode with a preset temperature of 24°C.

- The unit exits forced operation when it receives the following signals:
 - Switch on
 - Switch off
 - Timer on
 - Timer off
 - Sleep mode
 - Follow me

- Changes in:
 - mode
 - fan speed
 - setting temperature
- Forced defrosting mode:
 - Press AUTO/COOL button continuously for 5s under forced cooling mode to enter this mode.
 - Indoor fan will stop, defrosting lamp will light on.
 - Quit this mode and turn off the unit when:
 - quit normal defrosting
 - turn off by RC
 - Press AUTO/COOL button continuously for 5s again

1.10 Timer function

- Timing range is 24 hours.
- Timer on. The machine will turn on automatically when reaching the setting time.
- Timer off. The machine will turn off automatically when reaching the setting time.
- Timer on/off. The machine will turn on automatically when reaching the setting "on" time, and then turn off automatically when reaching the setting "off" time.
- Timer off/on. The machine will turn off automatically when reaching the setting "off" time, and then turn on automatically when reaching the setting "on" time.
- The timer function will not change the AC current operation mode. Suppose AC is off now, it will not start up firstly after setting the "timer off" function. And when reaching the setting time, the timer LED will be off and the AC running mode has not been changed.
- The setting time is relative time.
- The AC will quit the timer function when it has malfunction

1.11 Sleep function

- The sleep function is available in cooling, heating, or auto mode.
- The operational process for sleep mode is as follows:
 - When cooling, the temperature rises 1°C (to not higher than 30°C) every hour. After 2 hours, the temperature stops rising and the indoor fan is fixed at low speed.
 - When heating, the temperature decreases 1°C (to not lower than 16°C) every hour. After 2 hours, the

temperature stops decreasing and the indoor fan is fixed at low speed. Anti-cold wind function takes priority.

- The operating time for sleep mode is 8 hours, after which, the unit exits this mode.
- The timer setting is available in this mode.

1.12 Follow me

- If you press "Follow Me" on the remote, the indoor unit will beep. This indicates the follow me function is active.
- Once active, the remote control will send a signal every 3 minutes, with no beeps. The unit automatically sets the temperature according to the measurements from the remote control.
- The unit will only change modes if the information from the remote control makes it necessary, not from the unit's temperature setting.
- If the unit does not receive a signal for 7 minutes or you press "Follow Me," the function turns off. The unit regulates temperature based on its own sensor and settings.

1.13 Auto-Restart function

- The indoor unit has an auto-restart module that allows the unit to restart automatically. The module automatically stores the current settings and, in the case of a sudden power failure, will restore those setting automatically within 3 minutes after power returns.
- If there is a power failure while the unit is running, the compressor starts 3 minutes after the unit restarts. If the unit was already off before the power failure, the unit stands by.

1.14 8°C Heating

In heating mode, the temperature can be set to as low as 8°C, preventing the indoor area from freezing if unoccupied during severe cold weather.

1.15 Silence

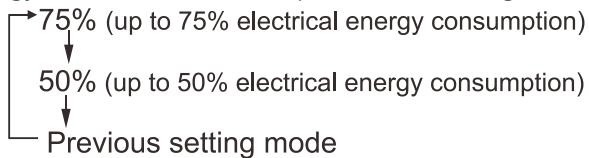
Press "Silence" or "Fan" for more than 2 seconds on the remote control to enable the SILENCE function. While this function is active, the indoor unit will run at faint breeze (1% fan speed), which reduces noise to the lowest possible level.

1.16 ECO function

- Used to enter the energy efficient mode.
 - Under cooling mode, press ECO button, the remote controller will adjust the temperature automatically to 24°C, fan speed of Auto to save energy (but only if the set temperature is less than 24°C). If the set temperature is more than 24°C and 30°C, press the ECO button, the fan speed will change to Auto, the set temperature will remain unchanged.
- When AC receives signals, such as switch off, Turbo operation, Silence operation, Self clean operation, Forced cooling operation, mode setting, Sleeping mode, or adjusting the set temperature to less than 24°C, it will quit the ECO operation.
- Operation time in ECO mode is 8 hours. After 8 hours the AC quits this mode.
- When there's any one temperature sensor in malfunction, the AC will quit ECO mode.
- Indoor fan will run at auto fan when enter into the ECO mode. The setting temperature and setting fan speed can be changed through remote controller signal.

1.17 Electrical energy consumption control function

Press the "Gear" button on remote controller to enter the energy efficient mode in a sequence of following:



Turn off the unit or activate ECO, sleep, Super cool, Silence or self clean function will quit this function.

1.18 Breeze Away function

- This feature avoids direct airflow blowing on the body and makes you feel indulging in silky coolness.
- NOTE: This feature is available under cooling mode, fan-only mode and drying mode.

1.19 Active Clean function

- The Active Clean Technology washes away dust, mold, and grease that may cause odors when it adheres to the heat exchanger by automatically freezing and then rapidly thawing the frost. The internal wind wheel then keeps operating to blow-dry the evaporator, thus preventing the growth of mold and keeping the inside clean.

- When this function is turned on, the indoor unit display window appears "CL", after 20 to 45 minutes, the unit will turn off automatically and cancel Active Clean function.

1.20 Wireless Control (Optional)

- Wireless control allows you to control your air conditioner using your mobile phone and a Wireless connection.
- For the USB device access, replacement, maintenance operations must be carried out by professional staff.

2. Remote Controller Functions

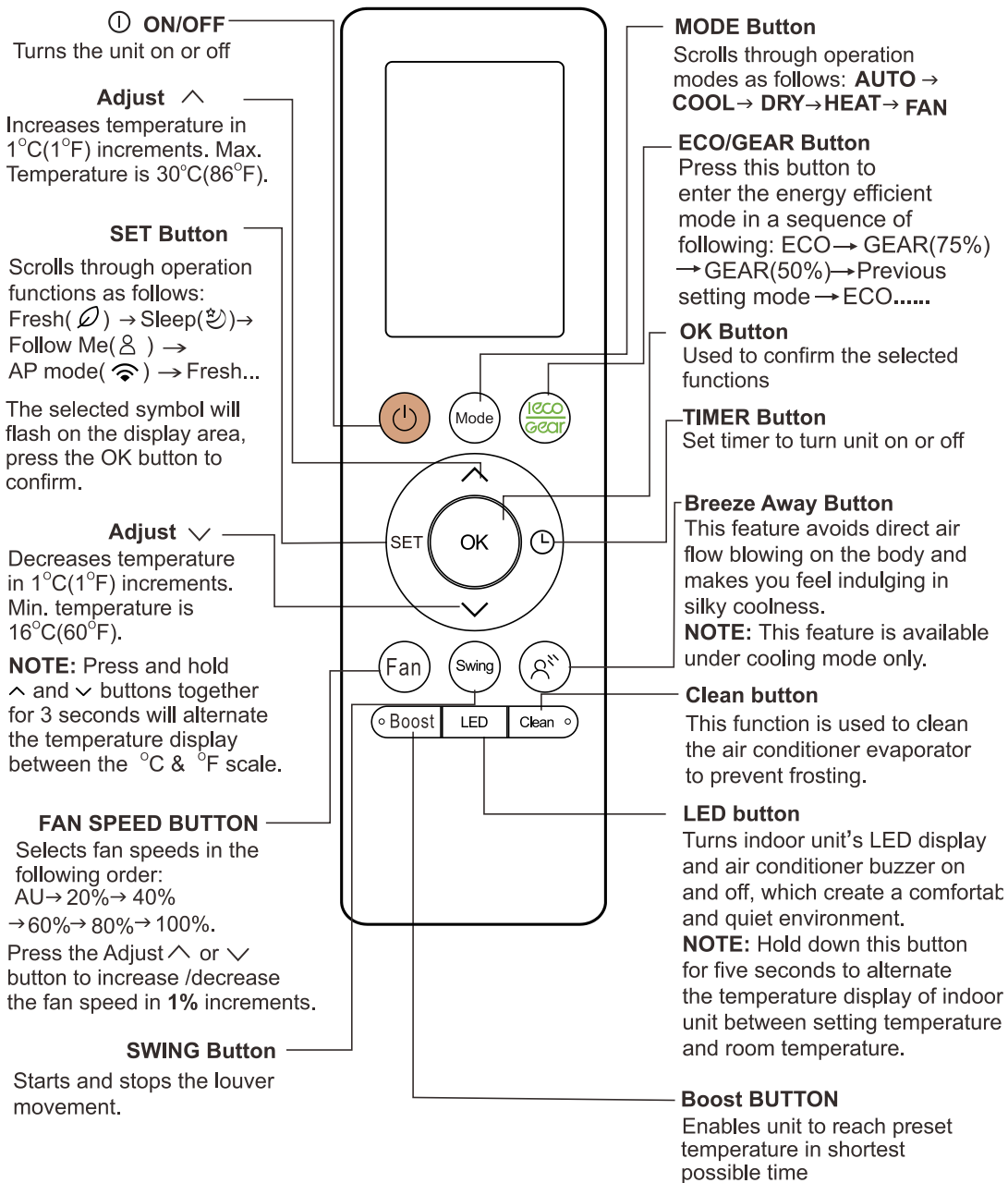
2.1 Infrared Wireless Remote Controller

2.1.1. RG10A(B2S)/BGEF (Standard)

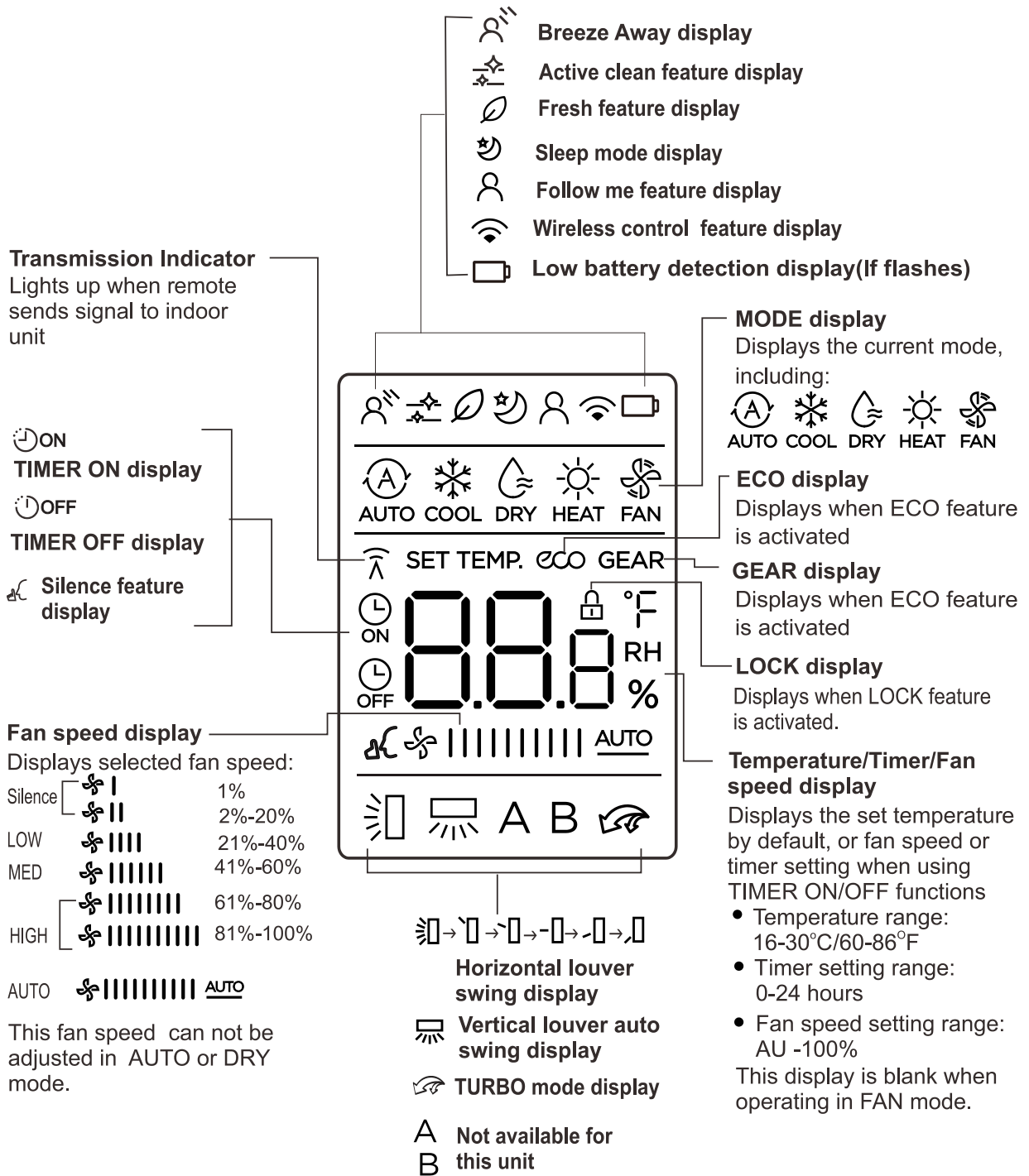
Remote Controller Specifications

Model	RG10A(B2S)/BGEF
Rated Voltage	3.0V (Dry batteries R03/LR03×2)
Reaching Distance	8m
Environment Temperature Range	-5°C~60°C(23°F~140°F)

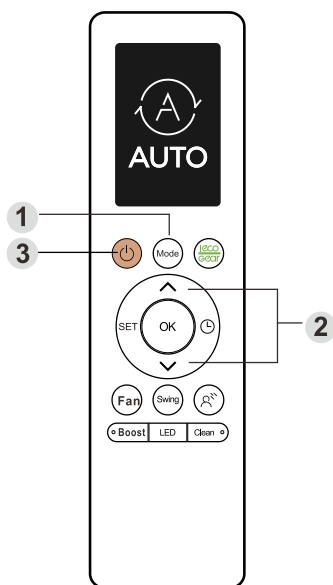
Buttons and Functions



Remote LCD Screen Indicators

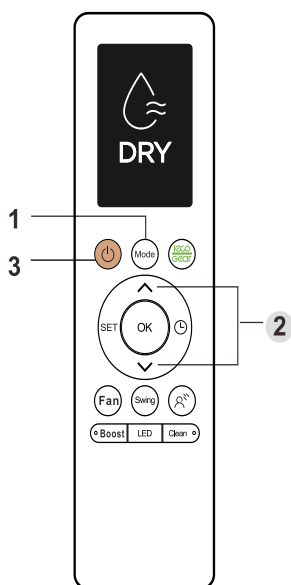


How To Use The Basic Functions



COOL Operation

1. Press the MODE button to select COOL mode.
2. Set your desired temperature using the Temp ▲ or Temp ▼ button.
3. Press the FAN button to select the fan speed in a range of Au-100%, in conjunction with Temp ▲ or Temp ▼ button.
4. Press the ON/OFF button to start the unit.



Setting Temperature

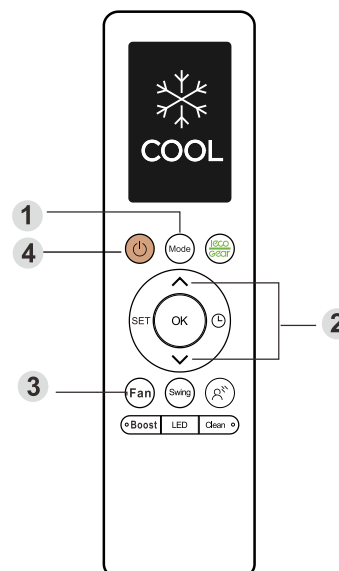
The operating temperature range for units is 16-30°C/60-86°F. You can increase or decrease the set temperature in 0.5°C/1°F increments.

AUTO Operation

In AUTO mode, the unit will automatically select the COOL, FAN, HEAT or DRY mode based on the set temperature.

1. Press the MODE button to select Auto mode.
2. Set your desired temperature using the Temp ▲ or Temp ▼ button.
3. Press the ON/OFF button to start the unit.

NOTE: FAN SPEED can't be set in Auto mode.



DRY Operation(dehumidifying)

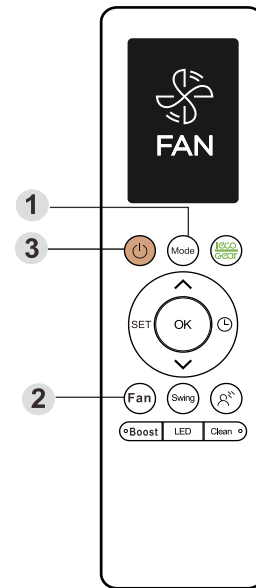
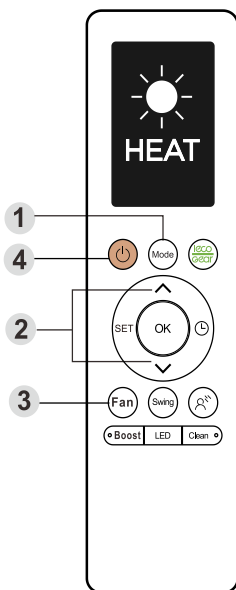
1. Press the MODE button to select DRY mode.
2. Set your desired temperature using the Temp ▲ or Temp ▼ button.
3. Press the ON/OFF button to start the unit.

NOTE: FAN SPEED can't be changed in DRY mode.

FAN Operation

1. Press the MODE button to select FAN mode.
2. Press the FAN button to select the fan speed in a range of Au-100%, in conjunction with Temp ▲ or Temp ▼ button.
3. Press the ON/OFF button to start the unit.

NOTE: You can't set temperature in FAN mode. As a result, your remote control sLCD screen will not display temperature.



HEAT Operation

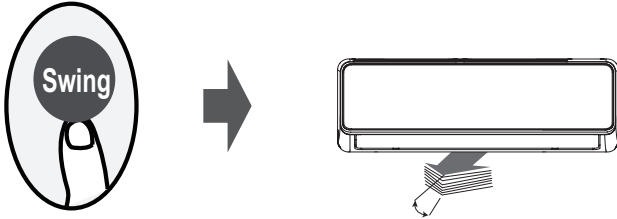
1. Press the MODE button to select HEAT mode.
2. Set your desired temperature using the Temp ▲ or Temp ▼ button.
3. Press the FAN button to select the fan speed in a range of Au-100%, in conjunction with Temp ▲ or Temp ▼ button.
4. Press the ON/OFF button to start the unit.

NOTE: As outdoor temperature drops, the performance of your unit's HEAT function may be affected. In such instances, we recommend using this air conditioner in conjunction with other heating appliance.

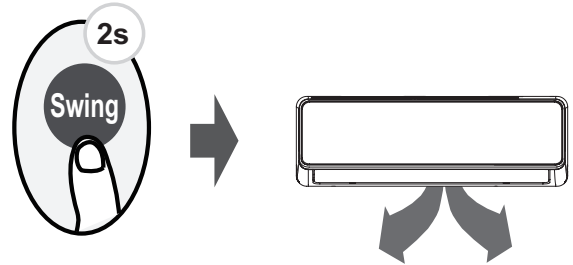
How To Use The Advanced Functions

Swing function

Press Swing button

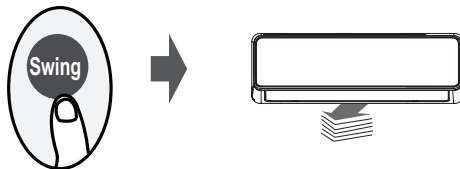


The horizontal louver will swing up and down automatically when pressing Swing button. Press again to make it stop.



Keep pressing this button more than 2 seconds, the vertical louver swing function is activated. (Model dependent)

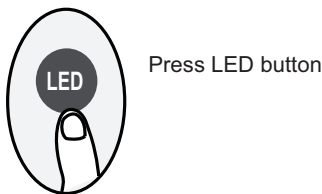
Airflow direction



If continue to press the SWING button, five different airflow directions can be set. The louver can be move at a certain range each time you press the button. Press the button until the direction you prefer is reached.

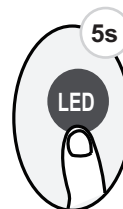
NOTE: When the unit is off, press and hold MODE and SWING buttons together for one second, the louver will open for a certain angle, which makes it very convenient for cleaning. Press and hold MODE and SWING buttons together for one second to reset the louver(Model dependent).

LED DISPLAY



Press LED button

Press this button to turn on and turn off the display on the indoor unit.



Press this button more than 5 seconds(some units)

Keep pressing this button more than 5 seconds, the indoor unit will display the actual room temperature. Press more than 5 seconds again will revert back to display the setting temperature.

ECO/GEAR function



Press X-ECO button to enter the energy efficient mode in a sequence of following:
ECO → GEAR(75%) → GEAR(50%) → Previous setting mode → ECO.....

Note:This function is only available under COOL mode.

BOOST Function

Press Boost button



When you select Boost feature in COOL mode, the unit will blow cool air with strongest wind setting to jump-start the cooling process.

When you select Boost feature in HEAT mode, the unit will blow heat air with strongest wind setting to jump-start the heating process(some units).

For units with Electric heat elements, the Electric HEATER will activate and jump-start the heating process.

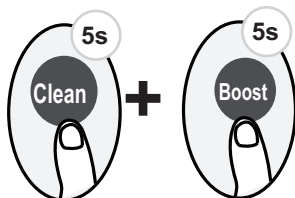
Silence Function



Keep pressing Fan button for more than 2 seconds to activate/disable Silence function(some units).

Due to low frequency operation of compressor, it may result in insufficient cooling and heating capacity. Press ON/OFF, Mode, Sleep, Boost or Clean button while operating will cancel silence function.

LOCK function



Press together **Clean** button and **Boost** button at the same time more than 5 seconds to activate Lock function. All buttons will not response except pressing these two buttons for two seconds again to disable locking.

FP Function



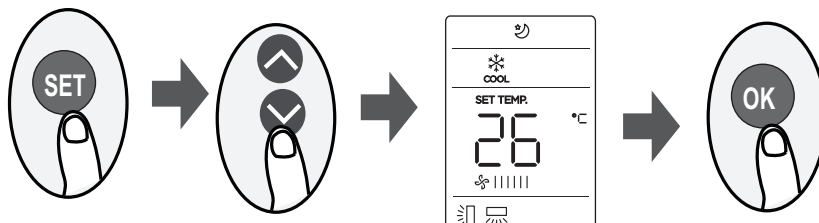
The unit will operate at high fan speed (while compressor on) with temperature automatically set to 8°C/46°F.

Note: This function is for heat pump air conditioner only.

Pressing button twice under HEAT Mode and setting temperature of 16°C(60°F) to activate FP function.

Press On/Off, Sleep, Mode, Fan and Temp. button while operating will cancel this function.

SET Function



- Press the SET button to enter the function setting, then press SET button or Temp or Temp button to select the desired function. The selected symbol will flash on the display area, press the OK button to confirm.
- To cancel the selected function, just perform the same procedures as above.
- Press the SET button to scroll through operation functions as follows:

Breeze Away*() --> Sleep()-->Follow Me()--> AP Mode*()-->Breeze Away*()...

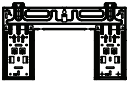
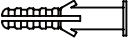



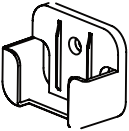


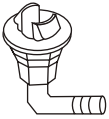
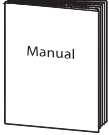


[*]: Model dependent.

Installation

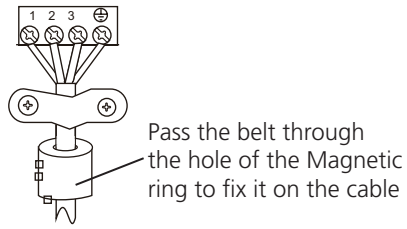
Contents

Accessories	74
1. Installation Overview-Indoor Unit.....	76
2. Location selection	77
3. Indoor Unit Installation	78
4. Outdoor unit installation(Side Discharge Unit)	84
5. Refrigerant Pipe Installation	85
6. Vacuum Drying and Leakage Checking	87
7. Additional Refrigerant Charge.....	88
8. Electrical and Gas Leak Checks.....	88
9. Test Operation.....	89

Accessories

Name	Shape	Quantity	
Mounting plate		1	
Clip anchor		5~8(depending on models)	
Mounting plate fixing screw ST3.9 X 25		5~8(depending on models)	
Remote controller		1	
Fixing screw for remote controller holder ST2.9 x 10		2	Optional Parts
Remote controller holder		1	
Dry battery AAA.LR03		2	
Seal		1(for cooling & heating models only)	
Drain joint			
Installation& Owner's manual		1	
Remote controller manual		1	
Small Filter(Need to be installed on the back of main air filter by the authorized technician while installing the machine)		1~2(depending on models)	
Connecting pipe assembly	Liquid side	Φ6.35 (1/4in)	Parts you must purchase. Consult the dealer about the pipe size.
		Φ9.52 (3/8in)	
	Gas side	Φ9.52 (3/8in)	
		Φ12.7 (1/2in)	
		Φ16 (5/8in)	
		Φ19 (3/4in)	

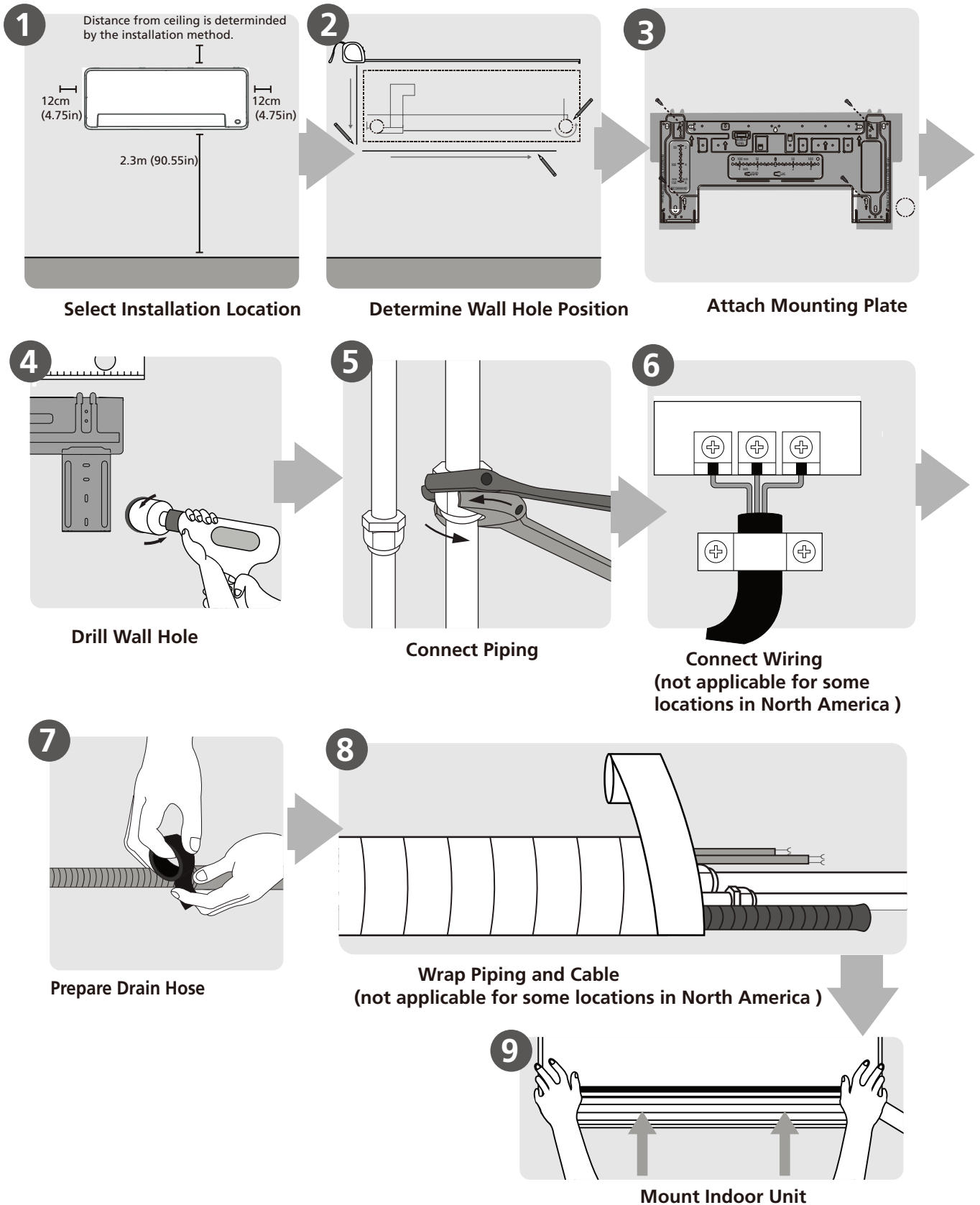
Magnetic ring and belt(if supplied ,please refer to the wiring diagram to install it on the connective cable.)



Varies by models

1. Installation Overview-Indoor Unit

Installation Order



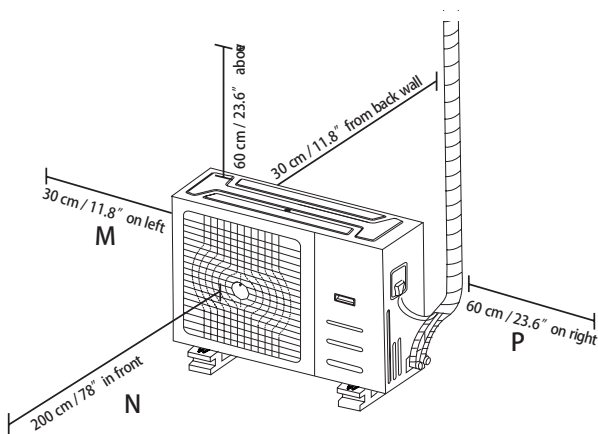
2. Location selection

2.1 Unit location selection can refer to installation manual.

2.2 **DO NOT** install the unit in the following locations:

- Where oil drilling or fracking is taking place.
- Coastal areas with high salt content in the air.
- Areas with caustic gases in the air, such as near hot springs.
- Areas with power fluctuations, such as factories.
- Enclosed spaces, such as cabinets.
- Areas with strong electromagnetic waves.
- Areas that store flammable materials or gas.
- Rooms with high humidity, such as bathrooms or laundry rooms.
- If possible, **DO NOT** install the unit where it is exposed to direct sunlight.

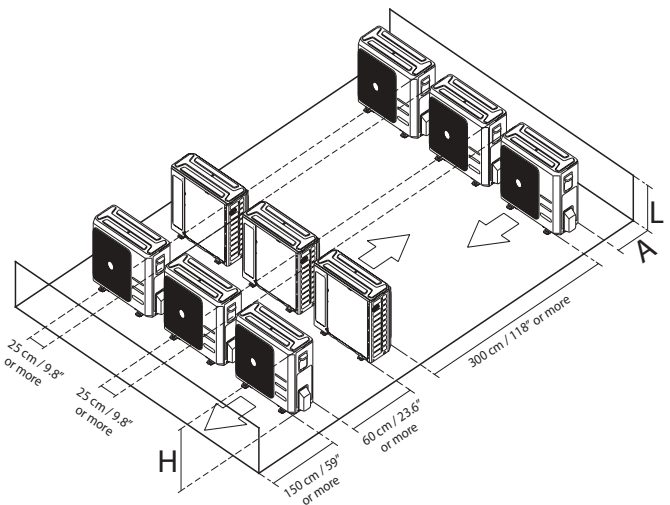
2.3 **The minimum distance between the outdoor unit and walls described in the installation guide does not apply to airtight rooms. Be sure to keep the unit unobstructed in at least two of the three directions (M, N, P)**



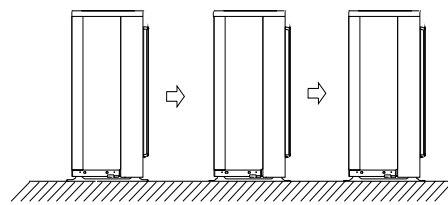
2.4 Rows of series installation

The relations between H, A and L are as follows.

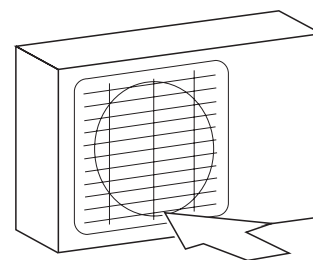
	L	A
L ≤ H	$L \leq 1/2H$	25 cm / 9.8" or more
	$1/2H < L \leq H$	30 cm / 11.8" or more
L > H	Can not be installed	



DO NOT install the rows of series like following figure.



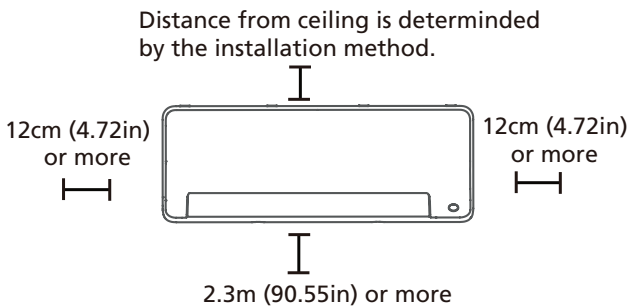
2.5 If the location is exposed to strong winds (for example: near a seaside), the unit must be placed against the wall to shelter it from the wind. If necessary, use an awning.



DO NOT Strong wind

3. Indoor Unit Installation

3.1 Service space for indoor unit



- **If no need the back holder to prop up the unit:**

Finishing the pipe and cable connections before mount the indoor unit on the wall. If the installation height is limited, 5cm from the ceiling is allowable, but this can lower product performance. To ensure enough space to install and remove the top air filter, keep at least 10cm or more from the ceiling.

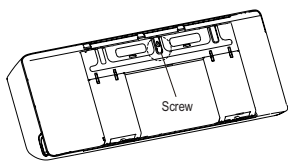
- **Need the back holder to prop up the unit:**

If connecting pipe and cable with front panel open, the minimum distance from ceiling is 22cm or more, if connecting pipe and cable without front panel(remove it), the minimum distance from ceiling is 11cm or more.

3.2 Attach mounting plate to wall

- **The mounting plate is the device on which you will mount the indoor unit.**

1. Remove the screw that attaches the mounting plate to the back of the indoor unit.



2. Secure the mounting plate to the wall with the screws provided. Make sure that mounting plate is flat against the wall.

3. Drill holes for mounting screws in places that:

- have studs and can support the weight of the unit.
- correspond to screw holes in the mounting plate.

4. Secure the mounting plate to the wall with the screws provided.

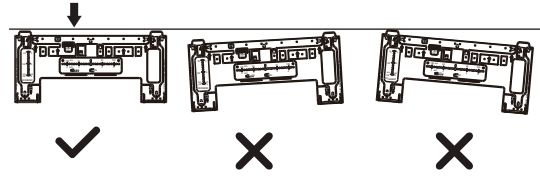
5. Make sure that mounting plate is flat against the wall.

- **Mounting plate dimensions**

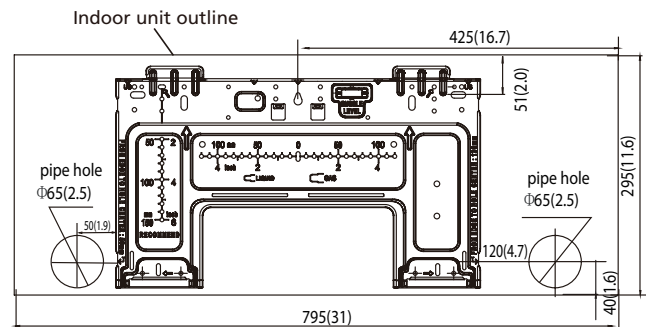
Different models have different mounting plates. For the different customization requirements, the shape of

the mounting plate may be slightly different. But the installation dimensions are the same for the same size of indoor unit.

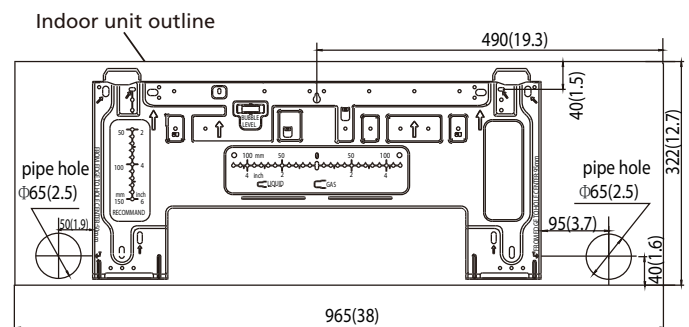
Correct orientation of Mounting Plate



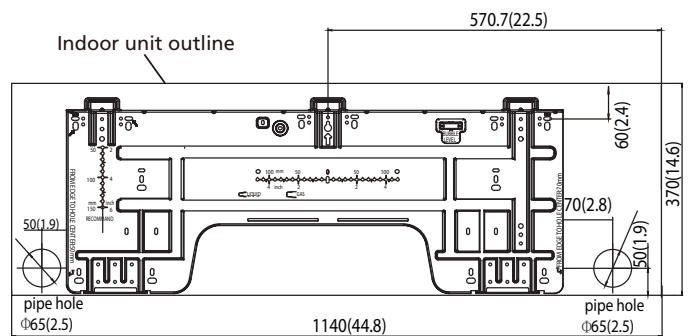
MSEPB-U09HRFN8-QRD6GW, MSEPB-U12HRFN8-QRD6GW



MSEPCU-18HRFN8-QRD0GW



MSEPDU-24HRFN8-QRD0GW



- **Note for concrete or brick walls:**

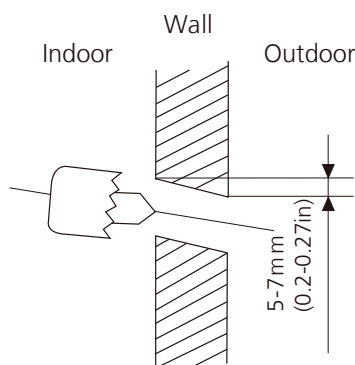
If the wall is made of brick, concrete, or similar material, drill 5mm-diameter (0.2in-diameter) holes in the wall and insert the sleeve anchors provided. Then secure the mounting plate to the wall by tightening the screws directly into the clip anchors.

3.3 Drill wall hole for connective piping

You must drill a hole in the wall for refrigerant piping, the drainage pipe, and the signal cable that will connect the indoor and outdoor units.

1. Determine the location of the wall hole based on the position of the mounting plate. Refer to Mounting Plate Dimensions.
2. Using a 65mm (2.5in) or 90mm(3.54in) (depending on models)core drill, drill a hole in the wall. Make sure that the hole is drilled at a slight downward angle, so that the outdoor end of the hole is lower than the indoor end by about 5mm to 7mm (0.2-0.27in). This will ensure proper water drainage.
3. Place the protective wall cuff in the hole. This protects the edges of the hole and will help seal it when you finish the installation process.

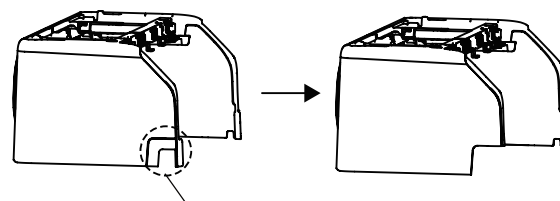
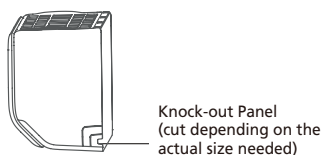
NOTE: When drilling the wall hole, make sure to avoid wires, plumbing, and other sensitive components.



3.4 Prepare refrigerant piping

The refrigerant piping is inside an insulating sleeve attached to the back of the unit. You must prepare the piping before passing it through the hole in the wall.

1. Based on the position of the wall hole relative to the mounting plate, choose the side from which the piping will exit the unit.
2. If the wall hole is behind the unit, keep the knock-out panel in place. If the wall hole is to the side of the indoor unit, remove the plastic knock-out panel from that side of the unit.

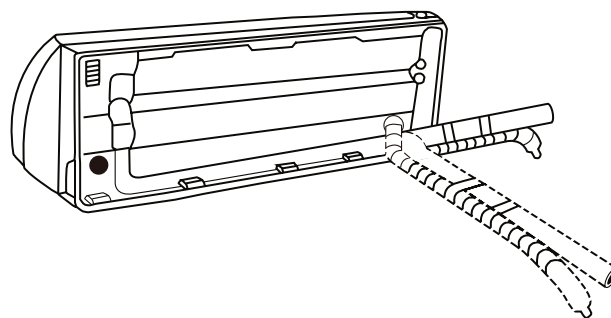
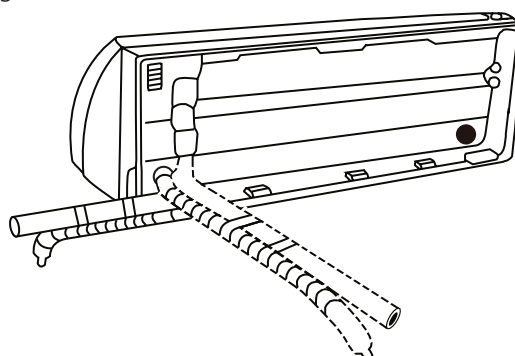


If need to cut the big size plastic panel, cut as shown above.

3. If existing connective piping is already embedded in the wall, proceed directly to the Connect Drain Hose step. If there is no embedded piping, connect the indoor unit's refrigerant piping to the connective piping that will join the indoor and outdoor units. Refer to the Refrigerant Piping Connection section of this manual for detailed instructions.

NOTE: Refrigerant piping can exit the indoor unit from four different angles:

- Left-hand side
- Left rear
- Right-hand side
- Right rear



Be extremely careful not to dent or damage the piping while bending them away from the unit. Any dents in the piping will affect the unit's performance.

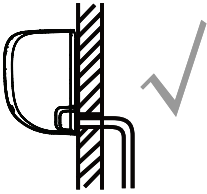
3.5 Connect drain hose

By default, the drain hose is attached to the left hand side of unit (when you're facing the back of the unit).

- Wrap the connection point firmly with Teflon tape to ensure a good seal and to prevent leaks.
- Remove the air filter and pour a small amount of water into the drain pan to make sure that water flows from the unit smoothly.

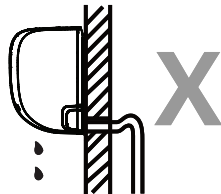
NOTE ON DRAIN HOSE PLACEMENT:

- Make sure to arrange the drain hose according to the following figures.



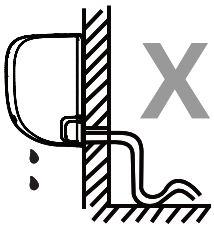
CORRECT

Make sure there are no kinks or dent in drain hose to ensure proper drainage.



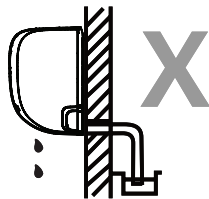
NOT CORRECT

Kinks in the drain hose will create water traps.



NOT CORRECT

Kinks in the drain hose will create water traps.

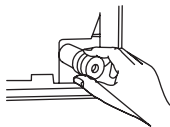


NOT CORRECT

Do not place the end of the drain hose in water or in containers that collect water. This will prevent proper drainage.

PLUG THE UNUSED DRAIN HOLE

To prevent unwanted leaks you must plug the unused drain hole with the rubber plug provided.



3.6 Connect signal and power cable

3.6.1 Before performing electrical work, read these regulations

1. All wiring must comply with local and national electrical codes, and must be installed by a licensed electrician.
2. All electrical connections must be made according to the Electrical Connection Diagram located on the panels of the indoor and outdoor units.
3. If there is a serious safety issue with the power supply, stop work immediately. Explain your reasoning to the client, and refuse to install the unit until the safety issue is properly resolved.
4. Power voltage should be within 90-110% of rated voltage. Insufficient power supply can cause malfunction, electrical shock, or fire.
5. If connecting power to fixed wiring, install a surge protector and main power switch with a capacity of 1.5 times the maximum current of the unit.
6. If connecting power to fixed wiring, a switch or circuit breaker that disconnects all poles and has a contact separation of at least 1/8in (3mm) must be incorporated in the fixed wiring. The qualified technician must use an approved circuit breaker or switch.
7. Only connect the unit to an individual branch circuit outlet. Do not connect another appliance to that outlet.
8. Make sure to properly ground the air conditioner.
9. Every wire must be firmly connected. Loose wiring can cause the terminal to overheat, resulting in product malfunction and possible fire.
10. Do not let wires touch or rest against refrigerant tubing, the compressor, or any moving parts within the unit.
11. If the unit has an auxiliary electric heater, it must be installed at least 1 meter (40in) away from any combustible materials.
12. BEFORE PERFORMING ANY ELECTRICAL OR WIRING WORK, TURN OFF THE MAIN POWER TO THE SYSTEM.

3.6.2 Connect signal and power cable

The signal cable enables communication between the indoor and outdoor units. You must first choose the right cable size before preparing it for connection.

Cable Types:

- Indoor Power Cable (if applicable): H05VV-F or H05V2V2-F
- Outdoor Power Cable: H07RN-F

- Signal Cable: H07RN-F

Table: Minimum Cross-Sectional Area able of Power and Signal Cables

Rated Current of Appliance (A)	Nominal Cross-Sectional Area (mm ²)
> 3 and ≤ 6	0.75
> 6 and ≤ 10	1
> 10 and ≤ 16	1.5
> 16 and ≤ 25	2.5
> 25 and ≤ 32	4
> 32 and ≤ 40	6

1. Prepare the cable for connection:

- Using wire strippers, strip the rubber jacket from both ends of signal cable to reveal about 40mm (1.57in) of the wires inside.
- Strip the insulation from the ends of the wires.
- Using wire crimper, crimp u-type lugs on the ends of the wires.

2. Open and fix the position of the panel, then, open the covers of the two lock blocks, unscrew the screw, then hold both sides of the lower panel in the place marked "PULL", pull it upwards to release the buckles, then take the lower panel down

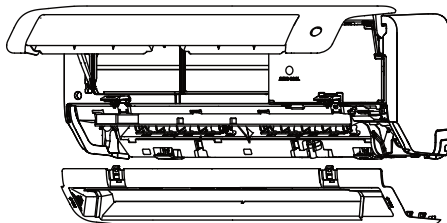
3. Open the wire box cover to connect the cable.

4. Unscrew the cable clamp below the terminal block and place it to the side.

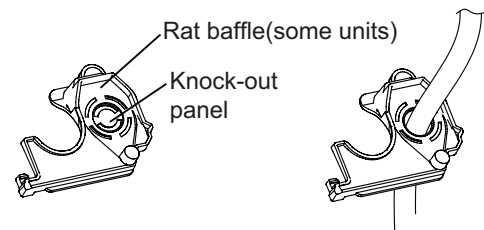
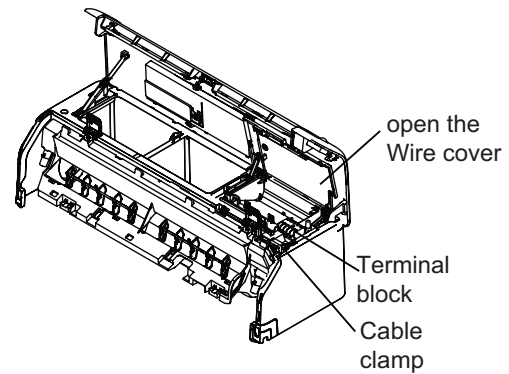
5. Facing the back of the unit, remove the plastic panel on the bottom left-hand side.

6. Feed the signal wire through this slot, from the back of the unit to the front.

7. Facing the front of the unit, connect the wire according to the indoor unit's wiring diagram, connect the u-lug and firmly screw each wire to its corresponding terminal.



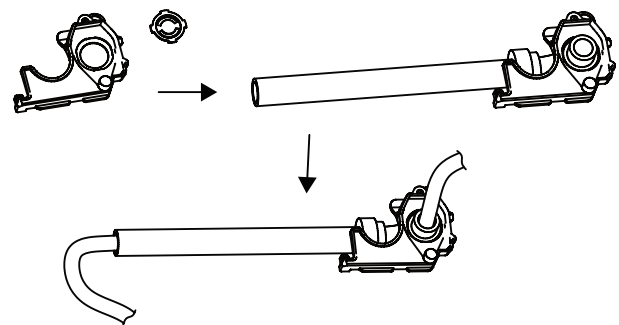
First open the front panel, then remove the lower panel.



NOTE: If the size of the cable is too big, remove the middle small plastic knock-out panel to create a slot through which the cable can exit. If you want to remove the chassis or drain hose, please remove the rat baffle first.

In North America:

First remove the knock-out panel to create a slot through which the conduit tube can install. Then make the cable through the conduit tube and connect to the indoor unit.



8. After checking to make sure every connection is secure, use the cable clamp to fasten the signal cable to the unit. Screw the cable clamp down tightly.

9. Replace the wire cover on the front of the unit, and the plastic panel on the back.

NOTE:

- Choose the right cable size

The size of the power supply cable, signal cable, fuse, and switch needed is determined by the maximum current of the unit. The maximum current is indicated on the nameplate located on the side panel of the unit. Refer to this nameplate to choose the right cable, fuse, or switch.

- Take note of fuse specifications

The air conditioner's circuit board (PCB) is designed with a fuse to provide overcurrent protection. The specifications of the fuse are printed on the circuit board, such as: T3.15A/250VAC, T5A/250VAC, etc.

- Pay attention to live wire

While crimping wires, make sure you clearly distinguish the Live ("L") Wire from other wires.

- All wiring must be performed strictly in accordance with the wiring diagram located on the back of the indoor units front panel.
- Do not mix up live and null wires.

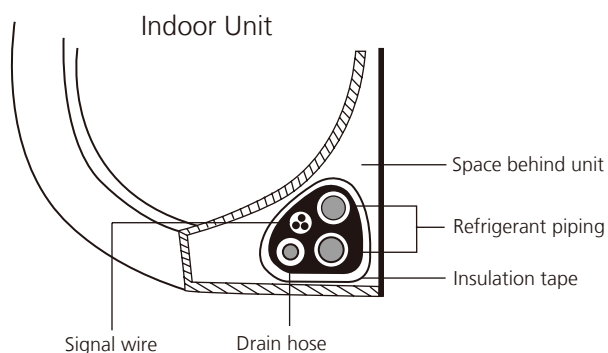
This is dangerous, and can cause the air conditioning unit to malfunction.

- The wiring connection process may differ slightly between units.

3.7 Wrap piping and cables

Before passing the piping, drain hose, and the signal cable through the wall hole, you must bundle them together to save space, protect them, and insulate them.

1. Bundle the drain hose, refrigerant pipes, and signal cable according to the picture below:



2. Using adhesive vinyl tape, attach the drain hose to the underside of the refrigerant pipes.
3. Using insulation tape, wrap the signal wire, refrigerant pipes, and drain hose tightly together. Double-check that all items are bundled in accordance with the picture above.

NOTE:

- Drain hose must be on bottom

Make sure that the drain hose is at the bottom of the bundle. Putting the drain hose at the top of the bundle can cause the drain pan to overflow, which can lead to fire or water damage.

- Do not intertwine signal cable with other wires

While bundling these items together, do not intertwine or cross the signal cable with any other wiring

- Do not wrap ends of piping

When wrapping the bundle, keep the ends of the piping unwrapped. You need to access them to test for leaks at the end of the installation process.

3.8 Mount indoor unit

3.8.1 If you installed new connective piping to the outdoor unit, do the following:

1. If you have already passed the refrigerant piping through the hole in the wall, proceed to **Prepare refrigerant piping**.
2. Otherwise, double-check that the ends of the refrigerant pipes are sealed to prevent dirt or foreign materials from entering the pipes.
3. Slowly pass the wrapped bundle of refrigerant pipes, drain hose, and signal wire through the hole in the wall.
4. Hook the top of the indoor unit on the upper hook of the mounting plate.
5. Check that unit is hooked firmly on mounting by applying slight pressure to the left and right-hand sides of the unit. The unit should not jiggle or shift.
6. Using even pressure, push down on the bottom half of the unit. Keep pushing down until the unit snaps onto the hooks along the bottom of the mounting plate.
7. Again, check that the unit is firmly mounted by applying slight pressure to the left and the right-hand sides of the unit.

3.8.2 If refrigerant piping is already embedded in the wall, do the following:

- Step 1. Hook the indoor unit on the mounting plate

Keep in mind that the hooks on the mounting plate are smaller than the holes on the back of the unit.

If you find that you don't have ample room to connect embedded pipes to the indoor unit, the unit can be adjusted left or right by about 30-50mm (1.18-1.95in), depending on the model.

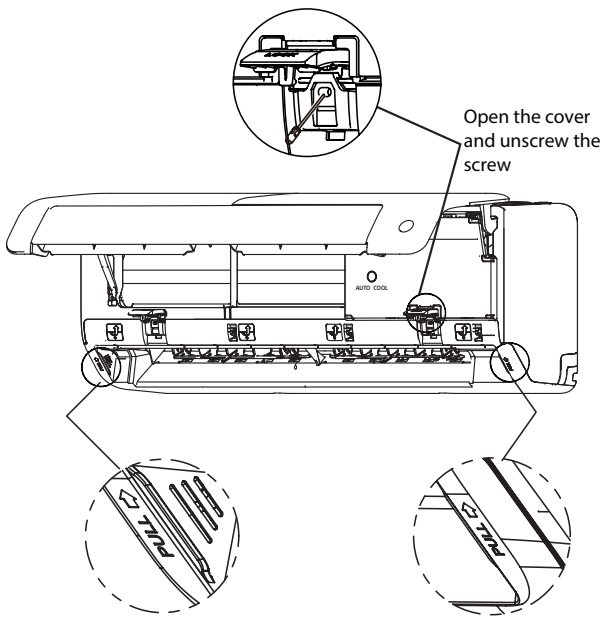


Move to left or right

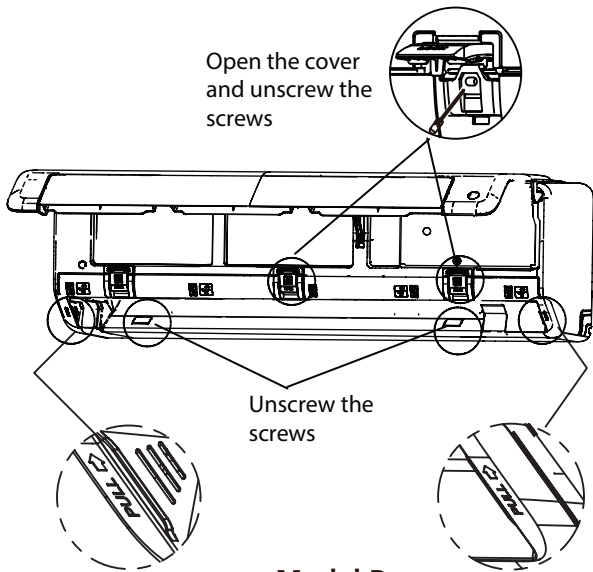
- Step 2. Prepare refrigerant piping

1. Open and fix the position of the panel, then, open the covers of the two lock blocks, unscrew the screw showed in the picture below, then hold both sides of the lower

panel in the place marked "PULL", pull it upwards to release the buckles, then take the lower panel down.

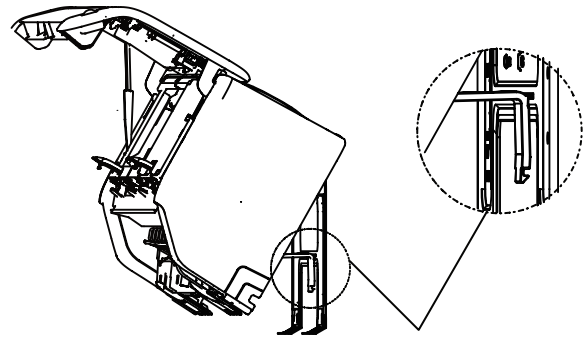


Model A



Model B

2. Use the holder at the back of the unit to prop up the unit, giving you enough room to connect the refrigerant piping, signal cable, and drain hose.



Use the holder at the back of the unit against on the mounting plate to prop up the unit

Step 3. Connect drain hose and refrigerant piping (refer to Refrigerant Piping Connection section of this manual for instructions).

Step 4. Keep pipe connection point exposed to perform the leak test (refer to Electrical Checks and Leak Checks section of this manual).

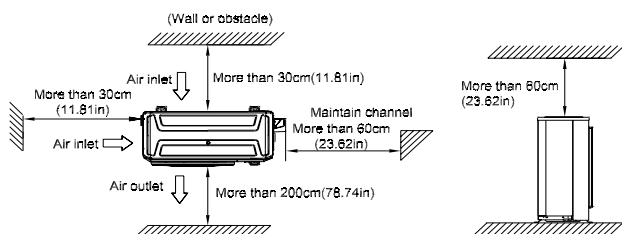
Step 5. After the leak test, wrap the connection point with insulation tape.

Step 6. Remove the bracket or wedge that is propping with insulation tape.

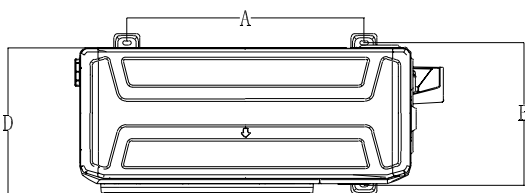
Step 7. Using even pressure, push down on the bottom half of the unit. Keep pushing down until the unit snaps onto the hooks along the bottom of the mounting plate.

4. Outdoor unit installation(Side Discharge Unit)

4.1 Service space for outdoor unit



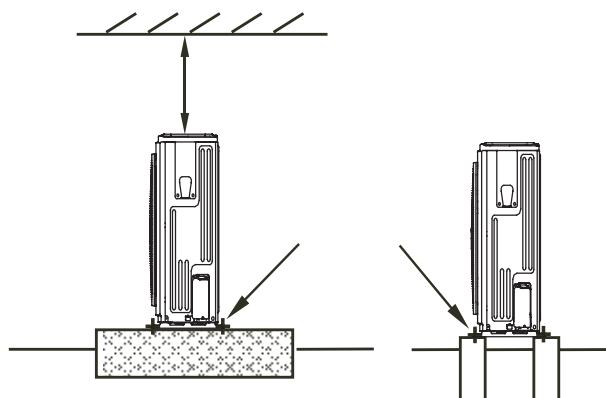
4.2 Bolt pitch



Model	unit	A	B	D
MOX230-09HFN8-QRD6GW	mm	452	286	303
MOX230-12HFN8-QRD6GW	inch	17.80	11.26	11.93
MOX330-09HFN8-QRD6GW(GA)	mm	511	317	330
MOX330-12HFN8-QRD6GW(GA)	inch	20.1	12.5	13
MOX301-18HFN8-QRD0GW	mm	663	354	342
MOX430-24HFN8-QRD0GW	inch	26.1	13.9	13.5

4.3 Install Outdoor Unit

Fix the outdoor unit with anchor bolts(M10)



Cation

Since the gravity center of the unit is not at its physical center, so please be careful when lifting it with a sling.

Never hold the inlet of the outdoor unit to prevent it from deforming.

Do not touch the fan with hands or other objects.

Do not lean it more than 45, and do not lay it sidelong.

Make concrete foundation according to the specifications of the outdoor units.

Fasten the feet of this unit with bolts firmly to prevent it from collapsing in case of earthquake or strong wind.

4.4 Install drain joint

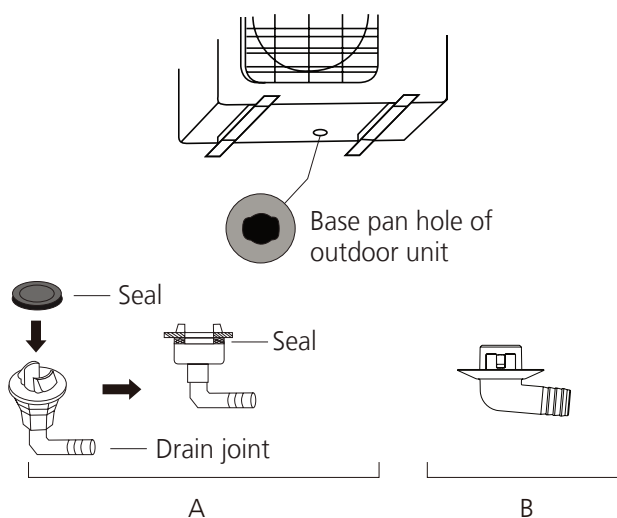
Heat pump units require a drain joint. Before bolting the outdoor unit in place, you must install the drain joint at the bottom of the unit. Note that there are two different types of drain joints depending on the type of outdoor unit.

- **If the drain joint comes with a rubber seal (see Fig. A), do the following:**

1. Fit the rubber seal on the end of the drain joint that will connect to the outdoor unit.
2. Insert the drain joint into the hole in the base pan of the unit.
3. Rotate the drain joint 90° until it clicks in place facing the front of the unit.
4. Connect a drain hose extension (not included) to the drain joint to redirect water from the unit during heating mode.

- **If the drain joint doesn't come with a rubber seal (see Fig. B), do the following:**

1. Insert the drain joint into the hole in the base pan of the unit. The drain joint will click in place.
2. Connect a drain hose extension (not included) to the drain joint to redirect water from the unit during heating mode.



5. Refrigerant Pipe Installation

5.1 Maximum length and drop height

Ensure that the length of the refrigerant pipe, the number of bends, and the drop height between the indoor and outdoor units meets the requirements shown in the following table.

Capacity(kBtu/h)	Max. Length (m/ft)	Max. Elevation (m/ft)
9~12	25/82	10/33
18	30/98.5	20/66
24	50/164	25/82

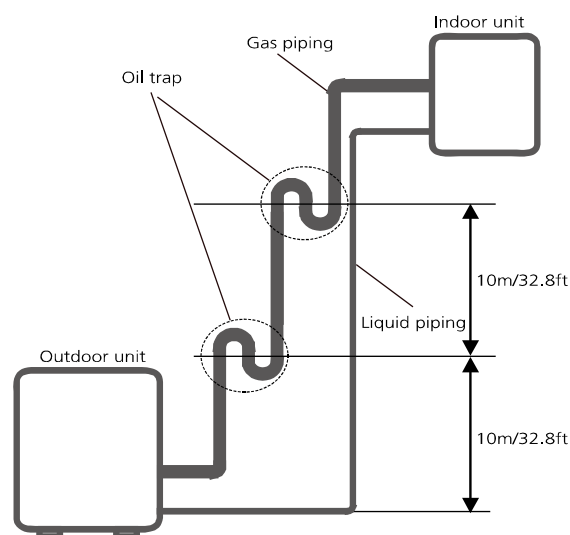
caution:

- The capacity test is based on the standard length and the maximum permissible length is based on the system reliability.
- Oil traps

If the indoor unit is installed higher than the outdoor unit:

-If oil flows back into the outdoor unit's compressor, this might cause liquid compression or deterioration of oil return. Oil traps in the rising gas piping can prevent this.

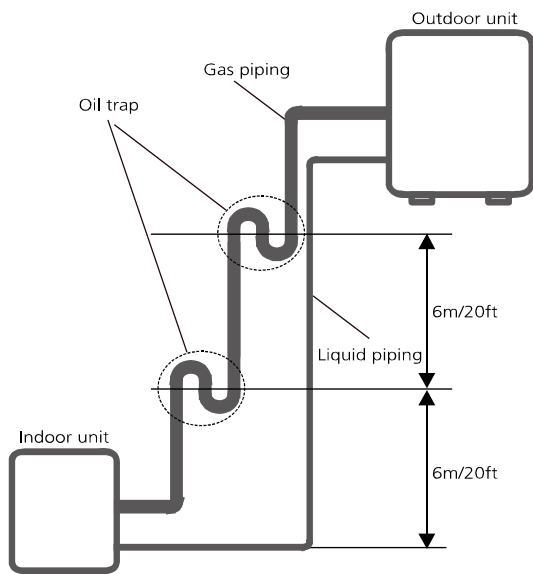
An oil trap should be installed every 10m(32.8ft) of vertical suction line riser.



The indoor unit is installed higher than the outdoor unit

If the outdoor unit is installed higher than the indoor unit:

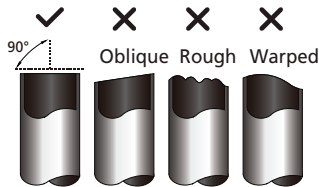
-It is recommended that vertical suction risers not be upsized. Proper oil return to the compressor should be maintained with suction gas velocity. If velocities drop below 7.62m/s(1500fpm (feet per minute)), oil return will be decreased. An oil trap should be installed every 6m(20ft) of vertical suction line riser.



The outdoor unit is installed higher than the indoor unit.

5.2 The procedure of connecting pipes

1. Choose the pipe size according to the specification table.
2. Confirm the cross way of the pipes.
3. Measure the necessary pipe length.
4. Cut the selected pipe with pipe cutter
 - Make the section flat and smooth.



5. Insulate the copper pipe
 - Before test operation, the joint parts should not be heat insulated.
6. Flare the pipe
 - Insert a flare nut into the pipe before flaring the pipe
 - According to the following table to flare the pipe.

Outer diameter of pipe (inch(mm))	A (mm/inch)	
	Min	Max
1/4" (6.35)	0.7/0.0275	1.3/0.05
3/8" (9.52)	1.0/0.04	1.6/0.063
1/2" (12.7)	1.0/0.04	1.8/0.07
5/8" (15.9)	2.0/0.078	2.2/0.086
3/4" (19)	2.0/0.078	2.4/0.094

- After flared the pipe, the opening part must be seal by end cover or adhesive tape to avoid duct or exogenous impurity come into the pipe.
7. Drill holes if the pipes need to pass the wall.
 8. According to the field condition to bend the pipes so that it can pass the wall smoothly.
 9. Bind and wrap the wire together with the insulated pipe if necessary.
 10. Set the wall conduit
 11. Set the supporter for the pipe.
 12. Locate the pipe and fix it by supporter
 - For horizontal refrigerant pipe, the distance between supporters should not be exceed 1m.
 - For vertical refrigerant pipe, the distance between supporters should not be exceed 1.5m.
 13. Connect the pipe to indoor unit and outdoor unit by using two spanners.
 - Be sure to use two spanners and proper torque to fasten the nut, too large torque will damage the bellmouthing, and too small torque may cause leakage. Refer the following table for different pipe connection.

Pipe Diameter	Torque	Sketch map
	N.m(lb.ft)	
1/4" (6.35)	15~16 (11~11.8)	
3/8" (9.52)	25~26 (18.4~19.18)	
1/2" (12.7)	35~36 (25.8~26.55)	
5/8" (15.9)	45~47 (33.19~34.67)	
3/4" (19)	65~67 (47.94~49.42)	

6. Vacuum Drying and Leakage Checking

6.1 Purpose of vacuum drying

- Eliminating moisture in system to prevent the phenomena of ice-blockage and copper oxidation.

Ice-blockage shall cause abnormal operation of system, while copper oxide shall damage compressor.

- Eliminating the non-condensable gas (air) in system to prevent the components oxidizing, pressure fluctuation and bad heat exchange during the operation of system.

6.2 Selection of vacuum pump

- The ultimate vacuum degree of vacuum pump shall be -756mmHg or above.
- Precision of vacuum pump shall reach 0.02mmHg or above.

6.3 Operation procedure for vacuum drying

Due to different construction environment, two kinds of vacuum drying ways could be chosen, namely ordinary vacuum drying and special vacuum drying.

6.3.1 Ordinary vacuum drying

1. When conduct first vacuum drying, connect pressure gauge to the infusing mouth of gas pipe and liquid pipe, and keep vacuum pump running for 1 hour (vacuum degree of vacuum pump shall be reached -755mmHg).
2. If the vacuum degree of vacuum pump could not reach -755mmHg after 1 hour of drying, it indicates that there is moisture or leakage in pipeline system and need to go on with drying for half an hour.
3. If the vacuum degree of vacuum pump still could not reach -755mmHg after 1.5 hours of drying, check whether there is leakage source.
4. Leakage test: After the vacuum degree reaches -755mmHg, stop vacuum drying and keep the pressure for 1 hour. If the indicator of vacuum gauge does not go up, it is qualified. If going up, it indicates that there is moisture or leak source.

6.3.2 Special vacuum drying

The special vacuum drying method shall be adopted when:

1. Finding moisture during flushing refrigerant pipe.
2. Conducting construction on rainy day, because rain

water might penetrated into pipeline.

3. Construction period is long, and rain water might penetrated into pipeline.
4. Rain water might penetrate into pipeline during construction.

Procedures of special vacuum drying are as follows:

1. Vacuum drying for 1 hour.
2. Vacuum damage, filling nitrogen to reach 0.5Kgf/cm².

Because nitrogen is dry gas, vacuum damage could achieve the effect of vacuum drying, but this method could not achieve drying thoroughly when there is too much moisture. Therefore, special attention shall be drawn to prevent the entering of water and the formation of condensate water.

3. Vacuum drying again for half an hour.

If the pressure reached -755mmHg, start to pressure leakage test. If it cannot reached the value, repeat vacuum damage and vacuum drying again for 1 hour.

4. Leakage test: After the vacuum degree reaches -755mmHg, stop vacuum drying and keep the pressure for 1 hour. If the indicator of vacuum gauge does not go up, it is qualified. If going up, it indicates that there is moisture or leak source.

7. Additional Refrigerant Charge

- After the vacuum drying process is carried out, the additional refrigerant charge process need to be performed.
- The outdoor unit is factory charged with refrigerant. The additional refrigerant charge volume is decided by the diameter and length of the liquid pipe between indoor and outdoor unit. Refer the following formula to calculate the charge volume.

Diameter of liquid pipe (mm)	Formula
6.35	$V=12g/m \times (L-5)$
9.52	$V=24g/m \times (L-5)$

V: Additional refrigerant charge volume (g).

L : The length of the liquid pipe (m).

Note:

- Refrigerant may only be charged after performed the vacuum drying process.
- Always use gloves and glasses to protect your hands and eyes during the charge work.
- Use electronic scale or fluid infusion apparatus to weight refrigerant to be recharged. Be sure to avoid extra refrigerant charged, it may cause liquid hammer of the compressor or protections.
- Use supplementing flexible pipe to connect refrigerant cylinder, pressure gauge and outdoor unit. And The refrigerant should be charged in liquid state. Before recharging, The air in the flexible pipe and manifold gauge should be exhausted.
- After finished refrigerant recharge process, check whether there is refrigerant leakage at the connection joint part.(Using gas leakage detector or soap water to detect).

8. Electrical and Gas Leak Checks

8.1 Electrical Safety Checks

After installation, confirm that all electrical wiring is installed in accordance with local and national regulations, and according to the Installation Manual.

8.1.1 Before test run

- **Check Grounding Work**

Measure grounding resistance by visual detection and with grounding resistance tester. Grounding resistance must be less than 0.1 Ω .

Note: This may not be required for some locations in the US.

8.1.2 During test run

- **Check for Electrical Leakage**

During the Test Run, use an electroprobe and multimeter to perform a comprehensive electrical leakage test.

If electrical leakage is detected, turn off the unit immediately and call a licensed electrician to find and resolve the cause of the leakage.

Note: This may not be required for some locations in the US.

8.2 Gas Leak Checks

There are two different methods to check for gas leaks.

- **Soap and Water Method**

Using a soft brush, apply soapy water or liquid detergent to all pipe connection points on the indoor unit and outdoor unit. The presence of bubbles indicates a leak.

- **Leak Detector Method**

If using leak detector, refer to the device's operation manual for proper usage instructions.

8.3 After performing gas leak checks

After confirming that the all pipe connection points DO NOT leak, replace the valve cover on the outside unit.

9. Test Operation

9.1 Before test run:

Only perform test run after you have completed the following steps:

- Electrical Safety Checks – Confirm that the unit's electrical system is safe and operating properly
- Gas Leak Checks – Check all flare nut connections and confirm that the system is not leaking
- Confirm that gas and liquid (high and low pressure) valves are fully open

9.2 Test Run Instructions

You should perform the Test Run for at least 30 minutes.

1. Connect power to the unit.
2. Press the ON/OFF button on the remote controller to turn it on.
3. Press the MODE button to scroll through the following functions, one at a time:

- COOL – Select lowest possible temperature
- HEAT – Select highest possible temperature

4. Let each function run for 5 minutes, and perform the following checks:

List of Checks to Perform	PASS/FALL	
No electrical leakage		
Unit is properly grounded		
All electrical terminals properly covered		
Indoor and outdoor units are solidly installed		
All pipe connection points do not leak	Outdoor(2)	Outdoor(2)
Water drains properly from drain hose		
All piping is properly insulated		
Unit performs COOL function properly		
Unit performs HEAT function properly		
Indoor unit louvers rotate properly		
Indoor unit responds to remote controller		

5. After the Test Run is successfully completed, and you