

CONXTD - Remote Set / Unset

Wire WebWay output to panel to trigger Set / Unset via CONXTD.

Manufacturer	Castle
Model	Euro 46
Version	Tested with V9.10ar
Minimum SPT software	V2.00
Misc Profile	Pro / Mini: None Nano: Nano - Remote OP/CL
Panel Wiring	Closed Circuit Loop (CCL)
Technical Notes	Panel must be connected to SPT via SIA or Pins for alarm reporting.

Cable Connection

Pro/Mini WebWay	Panel
3A	A EOL
3B	A Zone

Nano WebWay	Panel
1a	A EOL
1b	A Zone

Panel Programming via Keypad

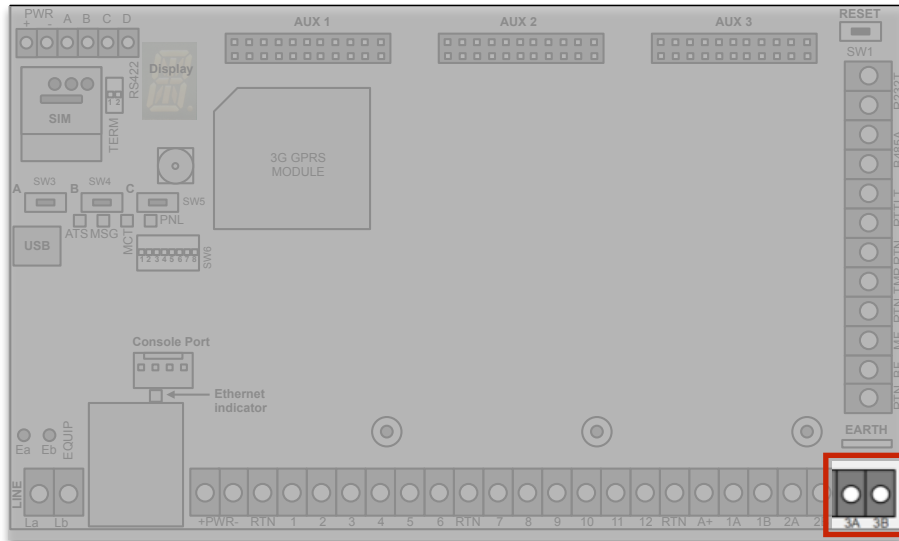
1. Enter engineer mode:
2. Navigate to **Change Inputs**
3. Select the required input
4. Input type - **20 (Keyswitch Latched)**
5. Input areas - Select areas you wish to control
6. Input areas - **0 (Any)**
7. Input attributes (**Yes**)
8. All set to No except **Normally Open = Yes**

Panel connection

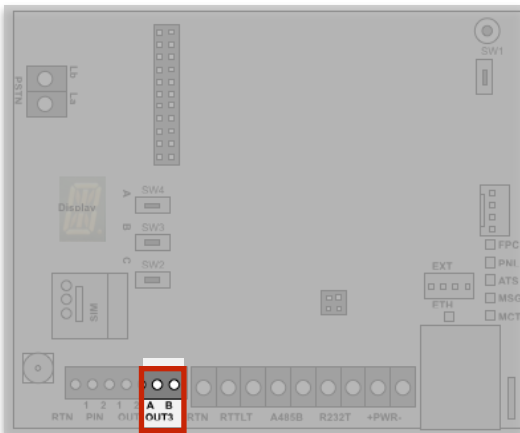


CONXTD - Remote Set / Unset

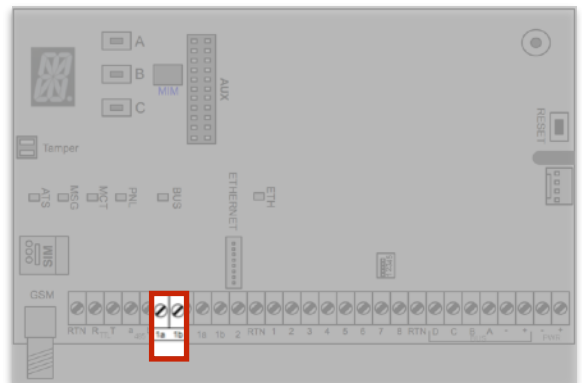
Pro



Mini



Nano



CONXTD

Add to new CONXTD site

Select to enable set / unset feature when registering a site to CONXTD within Connections.

Add to existing CONXTD site

Submit a request using the 'Help' button in CONXTD Manager within Connections.

<http://www.webwayworld.com/conxtd>