



CONXTD - Remote Set / Unset

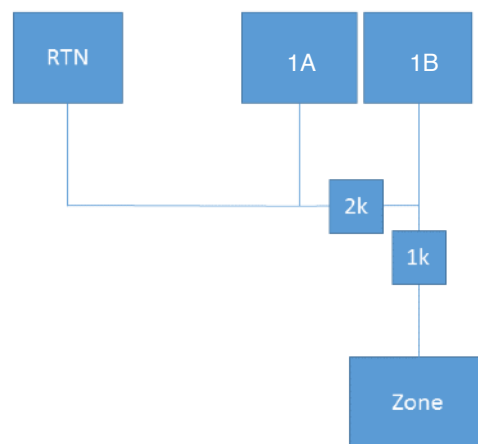
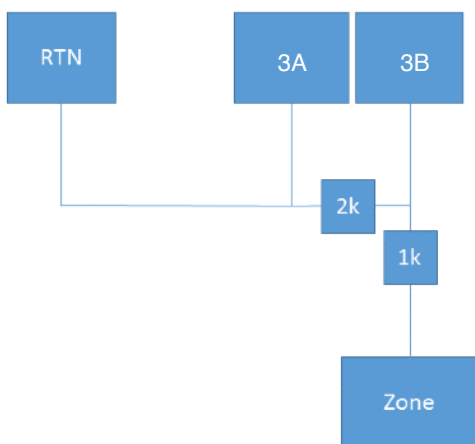
Wire WebWay output to panel to trigger Set / Unset via CONXTD.

Manufacturer	Honeywell
Model	Galaxy Dimension
Version	Tested with V6.0
Minimum SPT software	V2.00
Misc Profile	Pro / Mini: None Nano: Nano Remote OP/CL
Panel Wiring	End of Line (EOL)
Technical Notes	Panel must be connected to SPT via SIA or Pins for alarm reporting.

Cable Connection

Pro/Mini WebWay	Panel
3A	(see below)
3B	(see below)

Nano WebWay	Panel
1a	(see below)
1b	(see below)

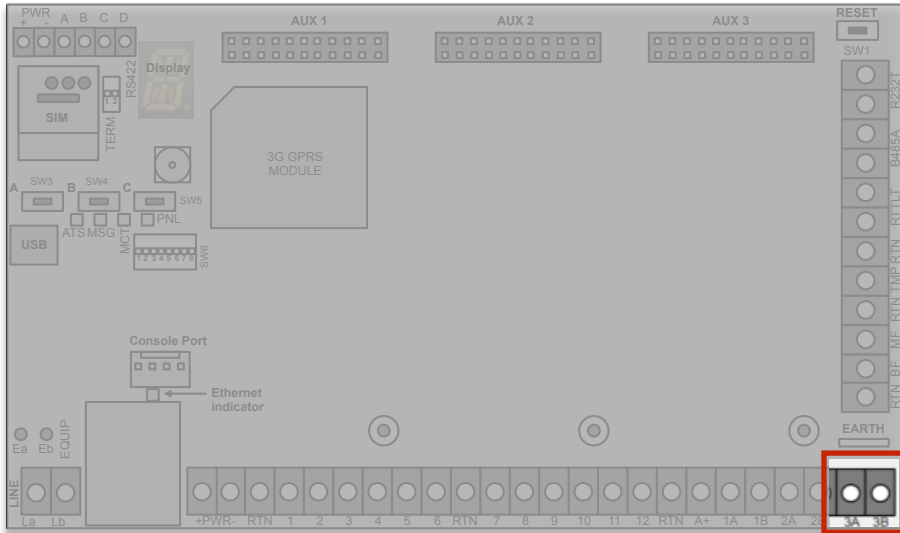


Panel Programming via Keypad

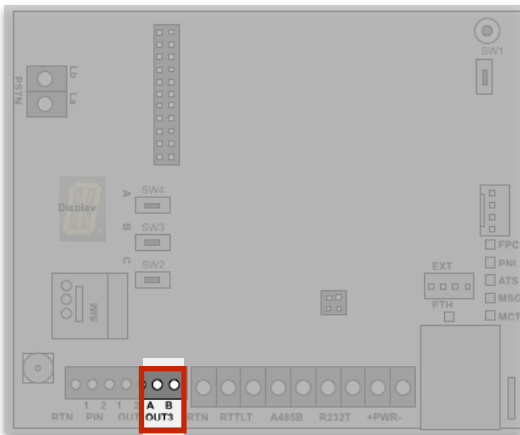
1. Enter engineer mode:
2. Go to menu 52 (**Program zones**)
3. Select the required zone
4. Set the zone function to **09 KEYSWITCH**, but don't save the function
5. Press the * key (**enables latched mode**)
6. Press the # key (**enables instant set**)
7. Save the zone
8. Log out of engineer mode

CONXTD - Remote Set / Unset

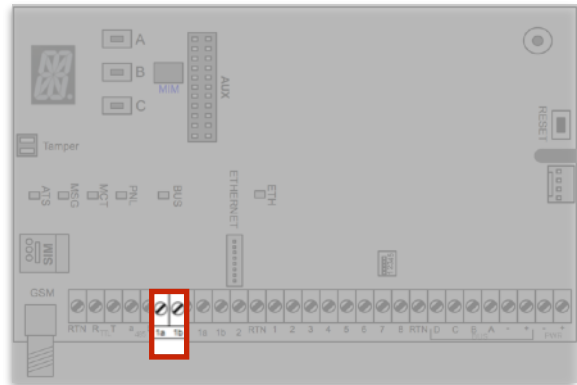
Pro



Mini



Nano



CONXTD

Add to new CONXTD site

Select to enable set / unset feature when registering a site to CONXTD within Connections.

Add to existing CONXTD site

Submit a request using the 'Help' button in CONXTD Manager within Connections.

<http://www.webwayworld.com/conxtd>