



CONXTD - Remote Set / Unset

Wire WebWay output to panel to trigger Set / Unset via CONXTD.

Manufacturer	Texecom
Model	Premier Elite
Version	Tested with V3.01
Minimum SPT software	V2.00
Misc Profile	Pro / Mini: None Nano: Nano - Remote OP/CL
Panel Wiring	Closed Circuit Loop (CCL)
Technical Notes	Panel must be connected to SPT via SIA or Pins for alarm reporting.

Cable Connection


Pro/Mini WebWay	Panel
3A	A
3B	T

Nano WebWay	Panel
1a	A
1b	T

Panel Programming via Keypad

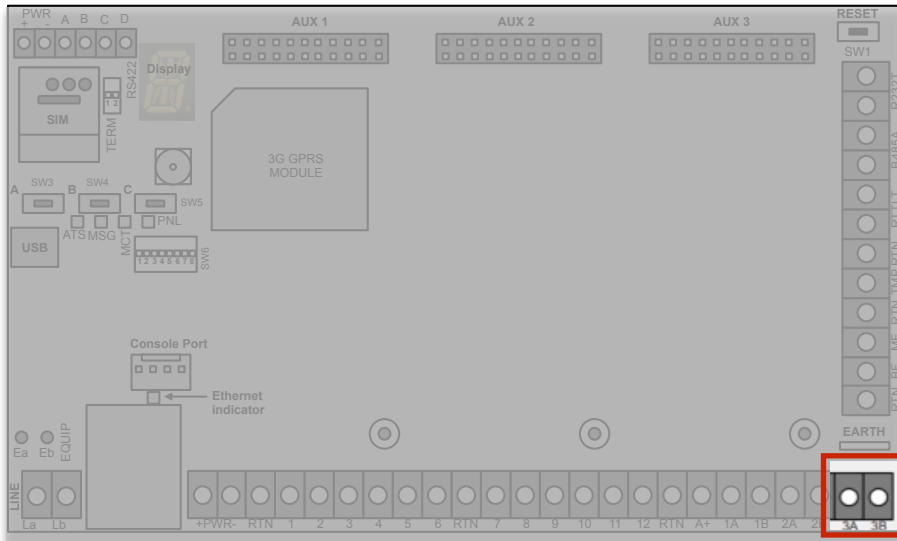
1. Log into engineer mode
2. Select **Zone Setup**
3. Select the required zone
4. Zone type should be **Latch Key** (press no to change)
5. Change Attrib 1 to **Instant Arm**
6. Wiring Type **Normally Open**
7. Exit engineer mode to save

Panel connection

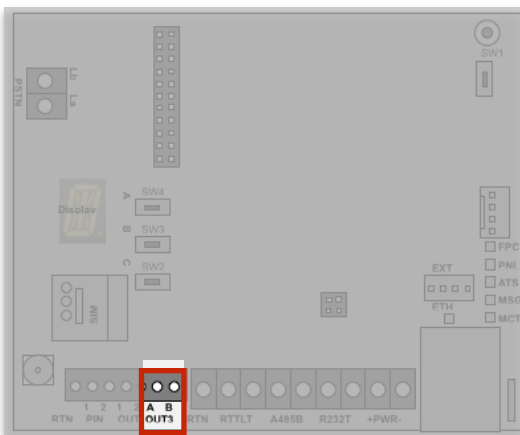


CONXTD - Remote Set / Unset

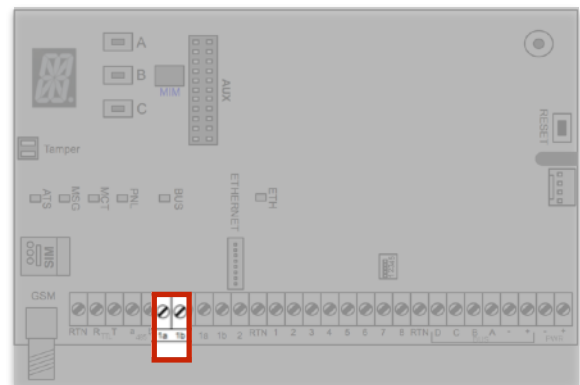
Pro



Mini



Nano



CONXTD

Add to new CONXTD site

Select to enable set / unset feature when registering a site to CONXTD within Connections.

Add to existing CONXTD site

Submit a request using the 'Help' button in CONXTD Manager within Connections.

<http://www.webwayworld.com/conxted>